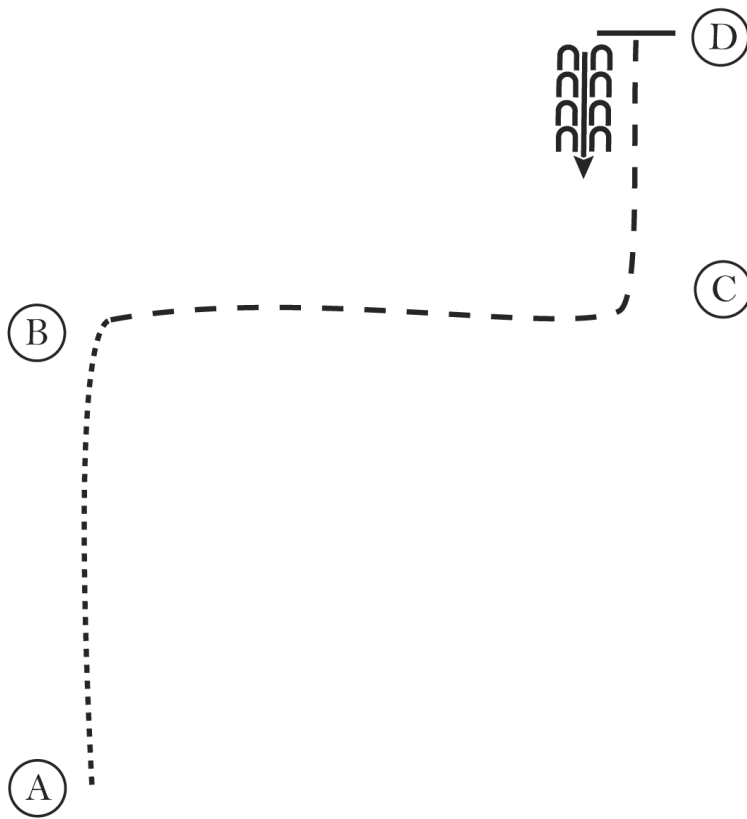


FRANCE PRESTIGE SHOW

Western Horsemanshipo Walk/ Trot

Show Date: 05-15-18-2025

1. Walk A to B
2. At B jog to D
3. At D stop and back 4 steps.



Walk
Jog	-----
Extended Jog	-----
Lope	—————
Leg Yield	
Lead Change	—/—
Back	←←←←
Marker	(B)
Sidepass	←-----→

[WH/WT-2]

Pattern Provided by:

Nicolas Perrin

w w w . H o r s e S h o w P a t t e r n s . c o m

w w w . H o r s e S h o w P a t t e r n s . c o m

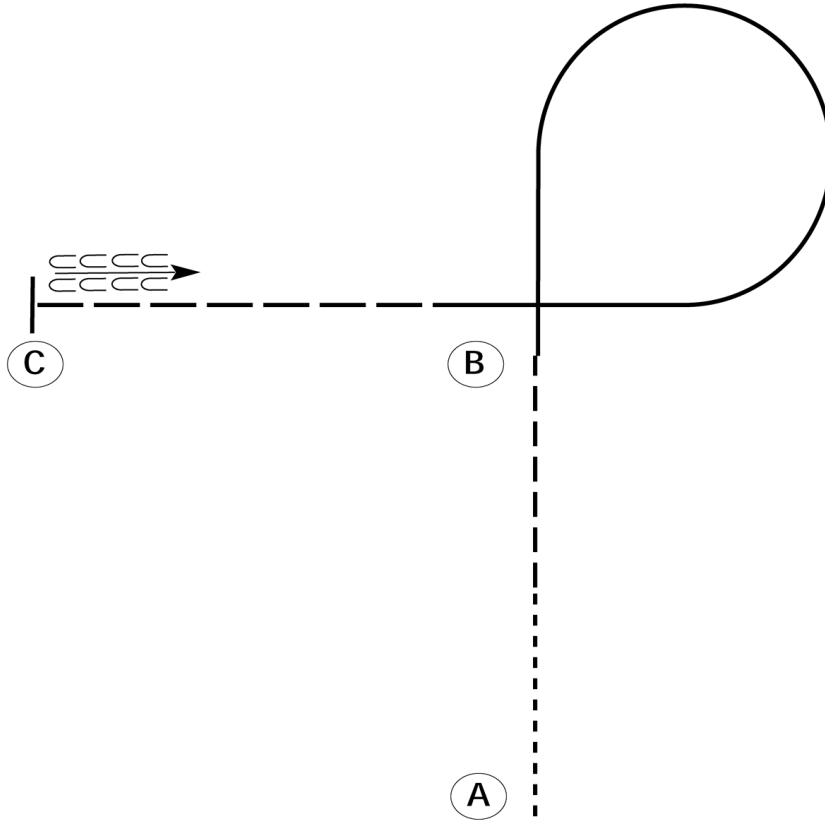
FRANCE PRESTIGE SHOW

Western Horsemanship L1, Novice Amateur, FFE 2

Show Date: 05-15-18-2025

w w w . H o r s e S h o w P a t t e r n s . c o m

w w w . H o r s e S h o w P a t t e r n s . c o m



Be ready at A.

1. Walk from A 1/2 way to B.
2. Jog the rest of the way to B.
3. Lope a circle to the right.
4. Perform an extended jog from B to C.
5. Stop at C and back one horse length.

Retire to the rail or line up at a jog.

Walk
Jog	-----
Extended Jog	- - - - -
Lope	—————
Leg Yield	
Lead Change	— / —
Back	← — — — —
Marker	(B)
Sidepass	← — — — — →

[WH/1-25]

Pattern Provided by:
Nicolas Perrin

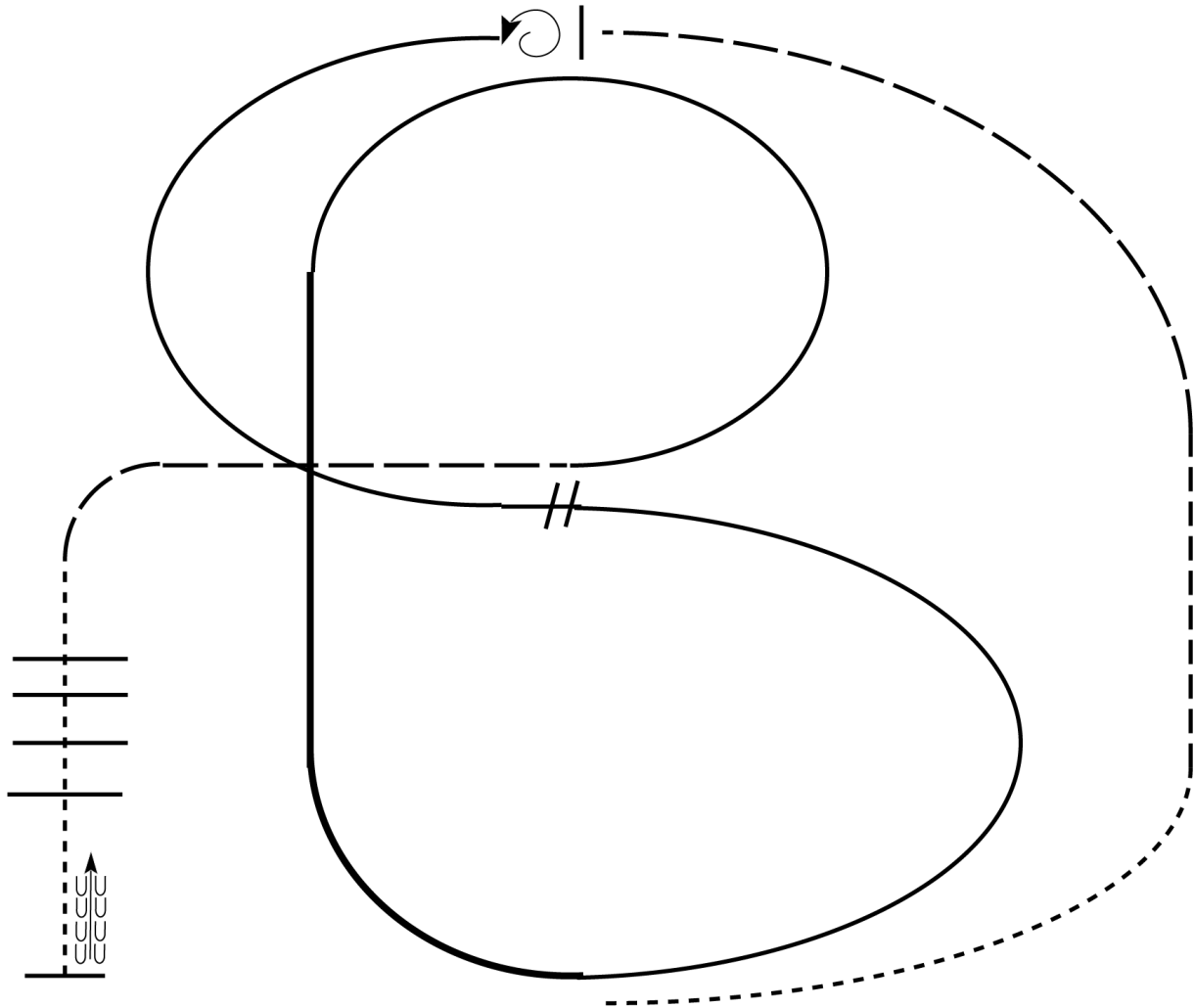
FRANCE PRESTIGE SHOW

Ranch Riding Open, Amateur Elite

Show Date: 05-15-18-2025

w w w . H o r s e S h o w P a t t e r n s . c o m

w w w . H o r s e S h o w P a t t e r n s . c o m



1. Walk
2. Trot
3. Extend the trot, at the top of the arena, stop
4. 360 degree turn to the left
5. Left lead 1/2 circle, lope to the center
6. Change leads (simple or flying)
7. Right lead 1/2 circle
8. Extended lope up the long side of arena (right lead)
9. Collect back to a lope around the top of the arena and back to center
10. Break down to an extended trot
11. Walk over poles.
12. Stop and back

Walk	-----
Jog	- - - - -
Extended Jog	- - - - -
Lope	
Lead Change	///
Back	←
Marker	(B)

[RR/1]

Pattern Provided by:

Nicolas Perrin

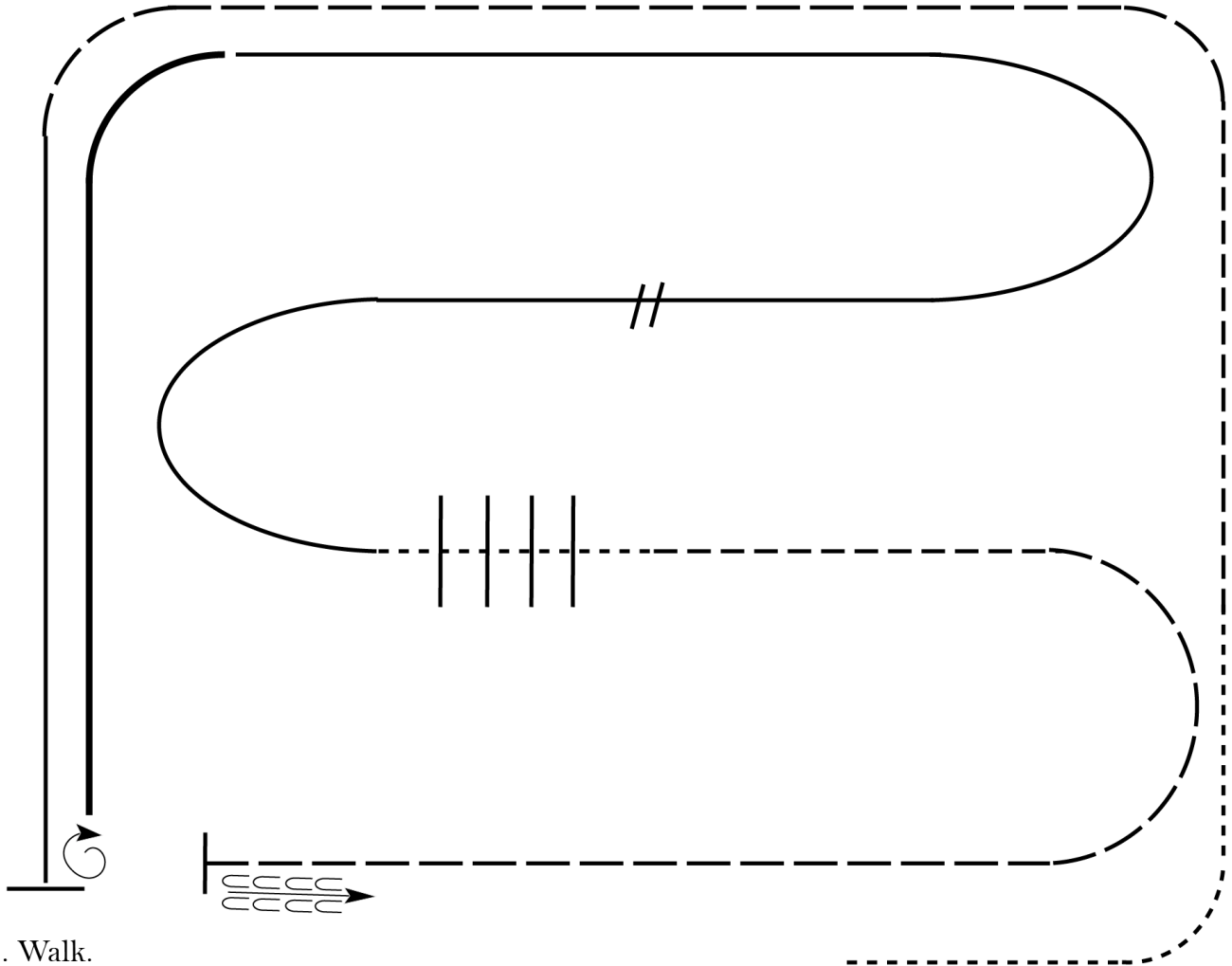
FRANCE PRESTIGE SHOW

Ranch Riding Amateur, Youth, FFE1

Show Date: 05-15-18-2025

w w w . H o r s e S h o w P a t t e r n s . c o m

w w w . H o r s e S h o w P a t t e r n s . c o m



1. Walk.
2. Trot
3. Extended trot.
4. Left lead lope
5. Stop, 1 1/2 turn right
6. Extended lope
7. Collect to working lope-right lead
8. Change leads (simple or flying)
9. Walk
10. Walk over logs
11. Trot
12. Extended trot
13. Stop and back

Walk	-----
Jog	-----
Extended Jog	-----
Lope	-----
Lead Change	//
Back	←←←←
Marker	(B)

[RR/2]

Pattern Provided by:

Nicolas Perrin

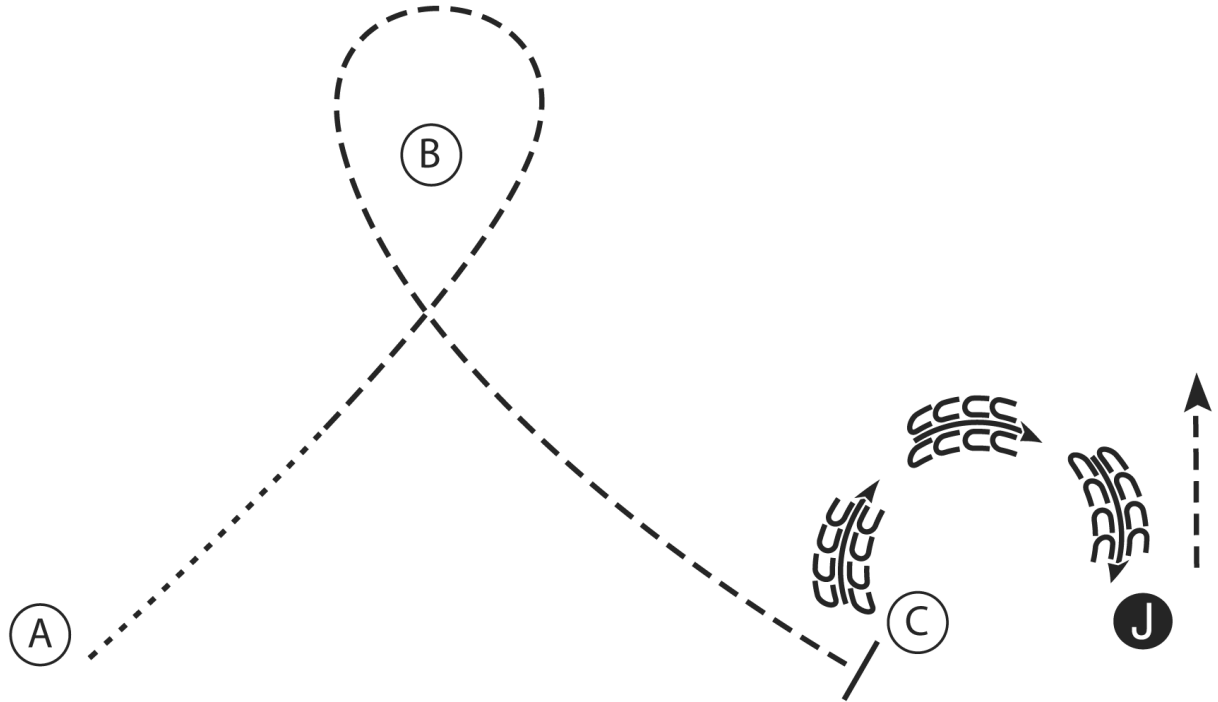
FRANCE PRESTIGE SHOW

Showmanship Youth/ Amateur

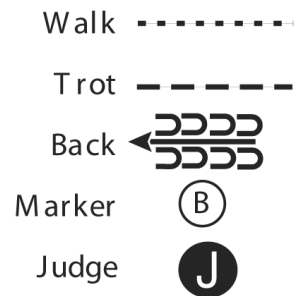
Show Date: 05-15-18-2025

w w w . H o r s e S h o w P a t t e r n s . c o m

w w w . H o r s e S h o w P a t t e r n s . c o m



1. Walk halfway from A to B
2. Trot to and around B and continue to C
3. Stop at C and back in a half circle to the judge
4. Stop and set up for inspection
5. When dismissed trot straight away from the judge



[S/2-2]

Pattern Provided by:

Nicolas Perrin

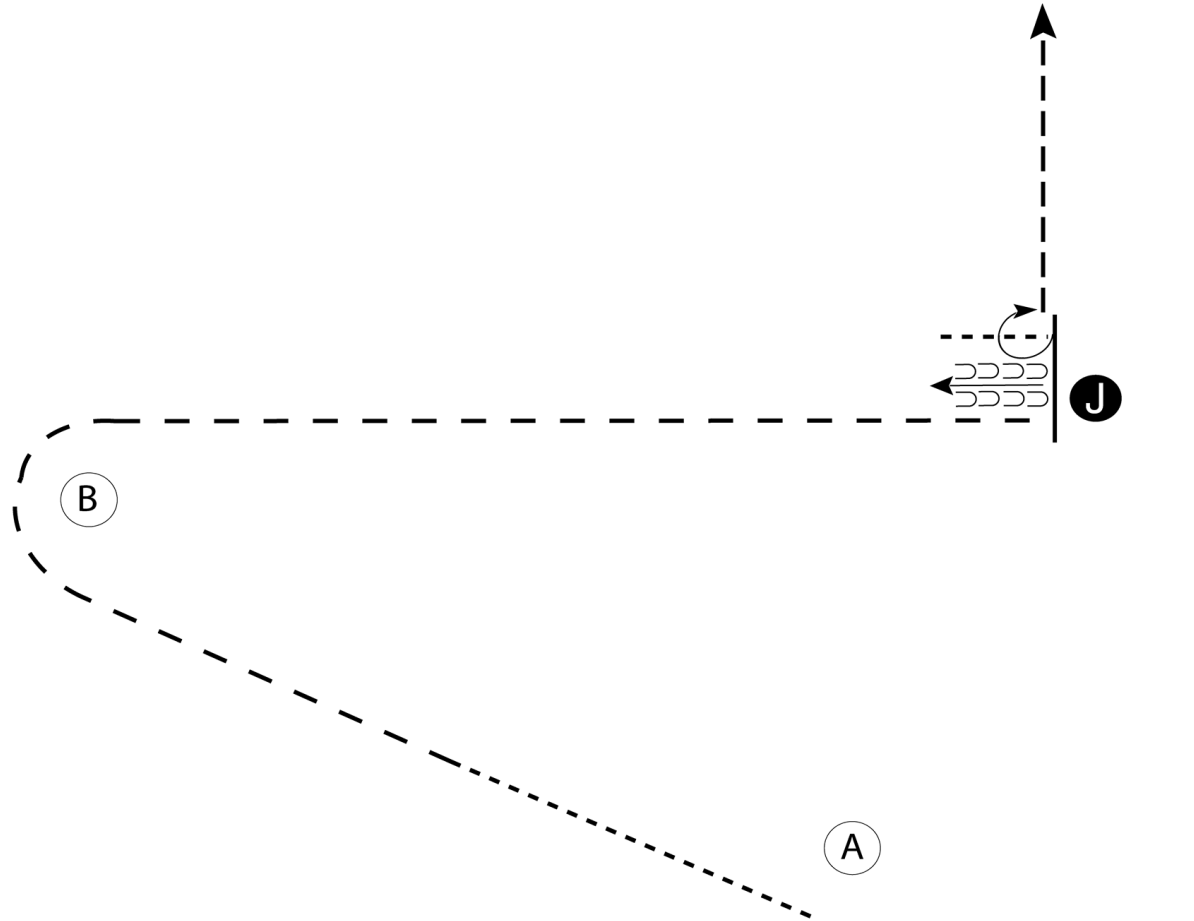
FRANCE PRESTIGE SHOW

Showmanship Nov. Amateur, FFE 2

Show Date: 05-15-18-2025

w w w . H o r s e S h o w P a t t e r n s . c o m

w w w . H o r s e S h o w P a t t e r n s . c o m



1. Begin at A. Walk halfway to B
2. Trot to and around B to the Judge
3. Stop and back one horse length
4. Walk to the Judge and set up for inspection
5. When dismissed perform a 270 degree turn and trot to the line-up

- | | |
|--------|-----------|
| Walk | ----- |
| Trot | - - - - - |
| Back | ← |
| Marker | Ⓚ |
| Judge | Ⓝ |

[S/1-15]

Pattern Provided by:

Nicolas Perrin

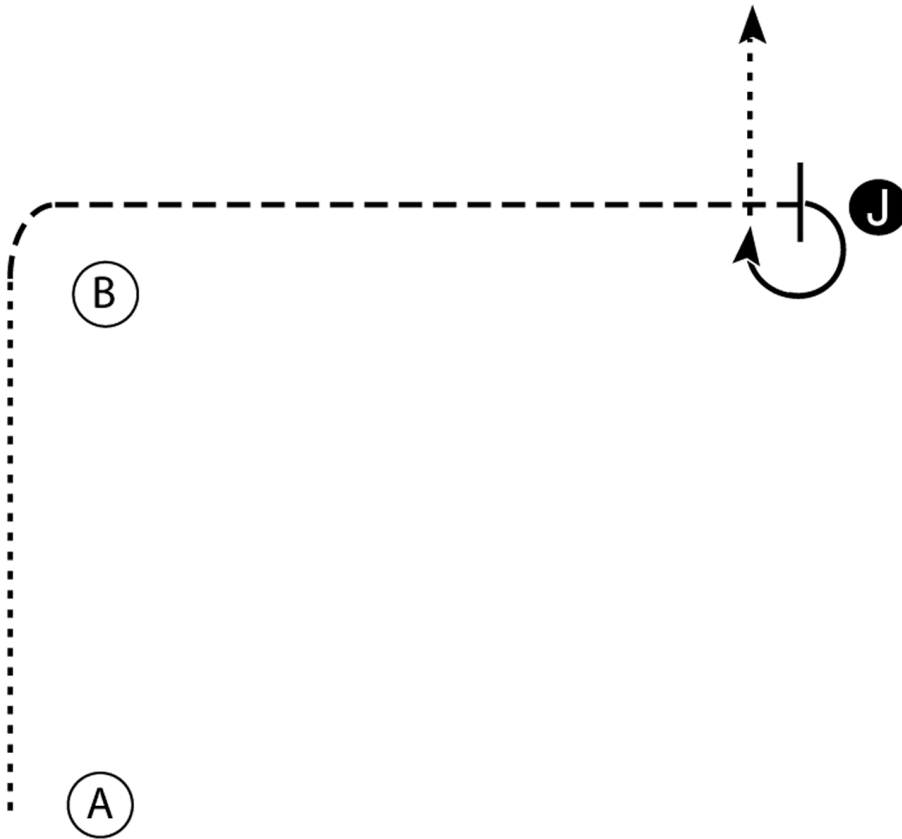
FRANCE PRESTIGE SHOW

Showmanship Walk/ Trot

Show Date: 05-15-18-2025

w w w . H o r s e S h o w P a t t e r n s . c o m

w w w . H o r s e S h o w P a t t e r n s . c o m



Walk - - - - -

Trot - - - - -

Back ←

Marker (B)

Judge (J)

1. Walk from A to B.
2. Trot from B to the Judge.
3. Stop and set up for inspection.
4. When dismissed perform a 270 degree turn and walk straight away from the Judge.

[S/WT-2]

Pattern Provided by:

Nicolas Perrin

FRANCE PRESTIGE SHOW

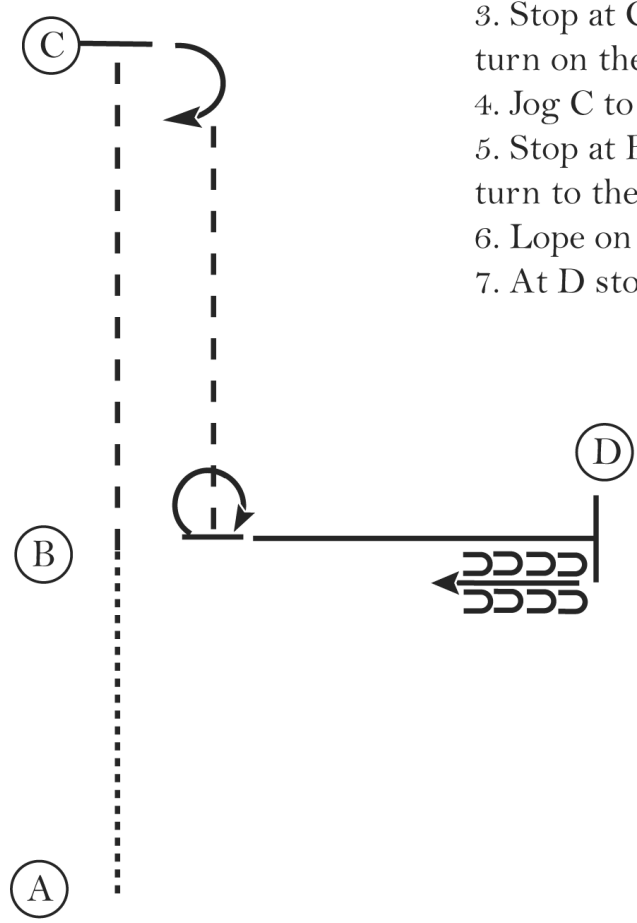
Western Horsemanship Youth/ Amateur/ FFE 1

Show Date: 05-15-18-2025

w w w . H o r s e S h o w P a t t e r n s . c o m

w w w . H o r s e S h o w P a t t e r n s . c o m

1. Walk A to B.
2. At B jog to C.
3. Stop at C and perform a 180 degree turn on the hindquarter to the right.
4. Jog C to B.
5. Stop at B and perform a 270 degree turn to the right on the hindquarter.
6. Lope on the left lead to D.
7. At D stop and back three steps.



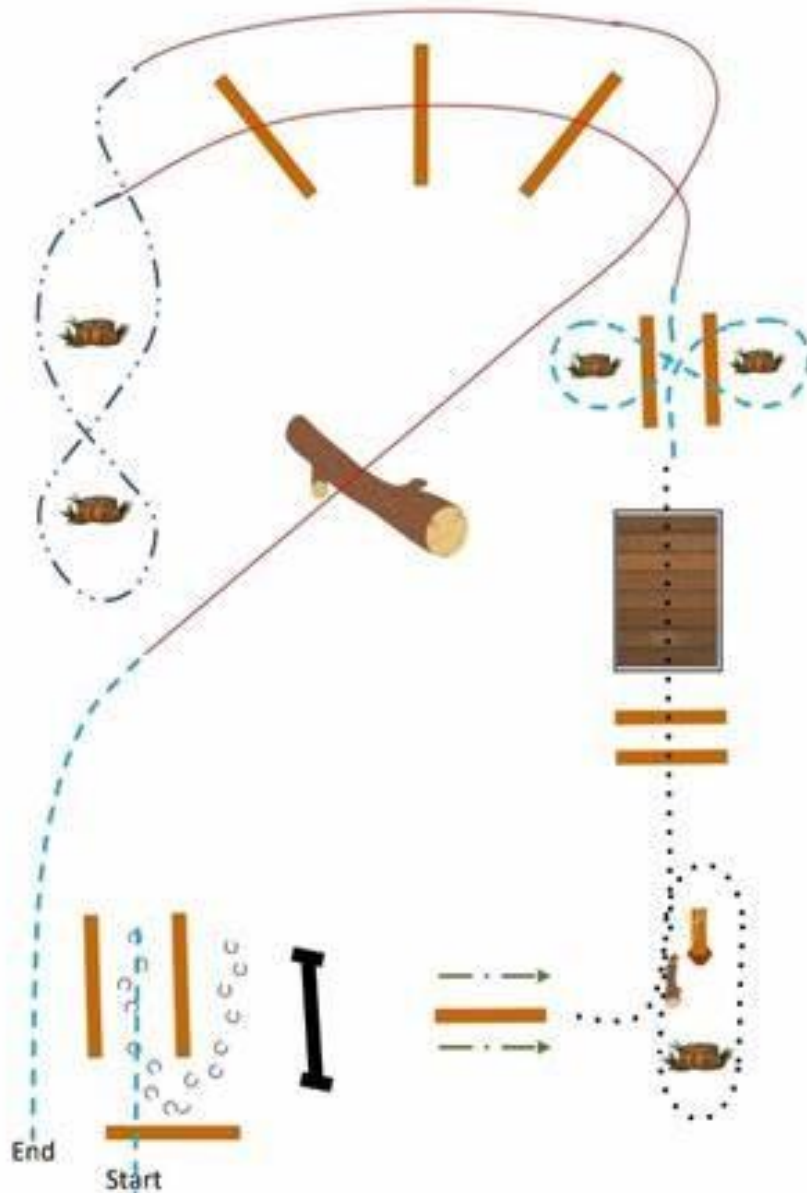
Walk
Jog	-----
Extended Jog	-----
Lope	————
Leg Yield	
Lead Change	↘
Back	←←←
Marker	⊙
Sidepass	←←←

[WH/1-13]

Pattern Provided by:
Nicolas Perrin

France Prestige Show 2025

Ranch Trail (all levels/classes)

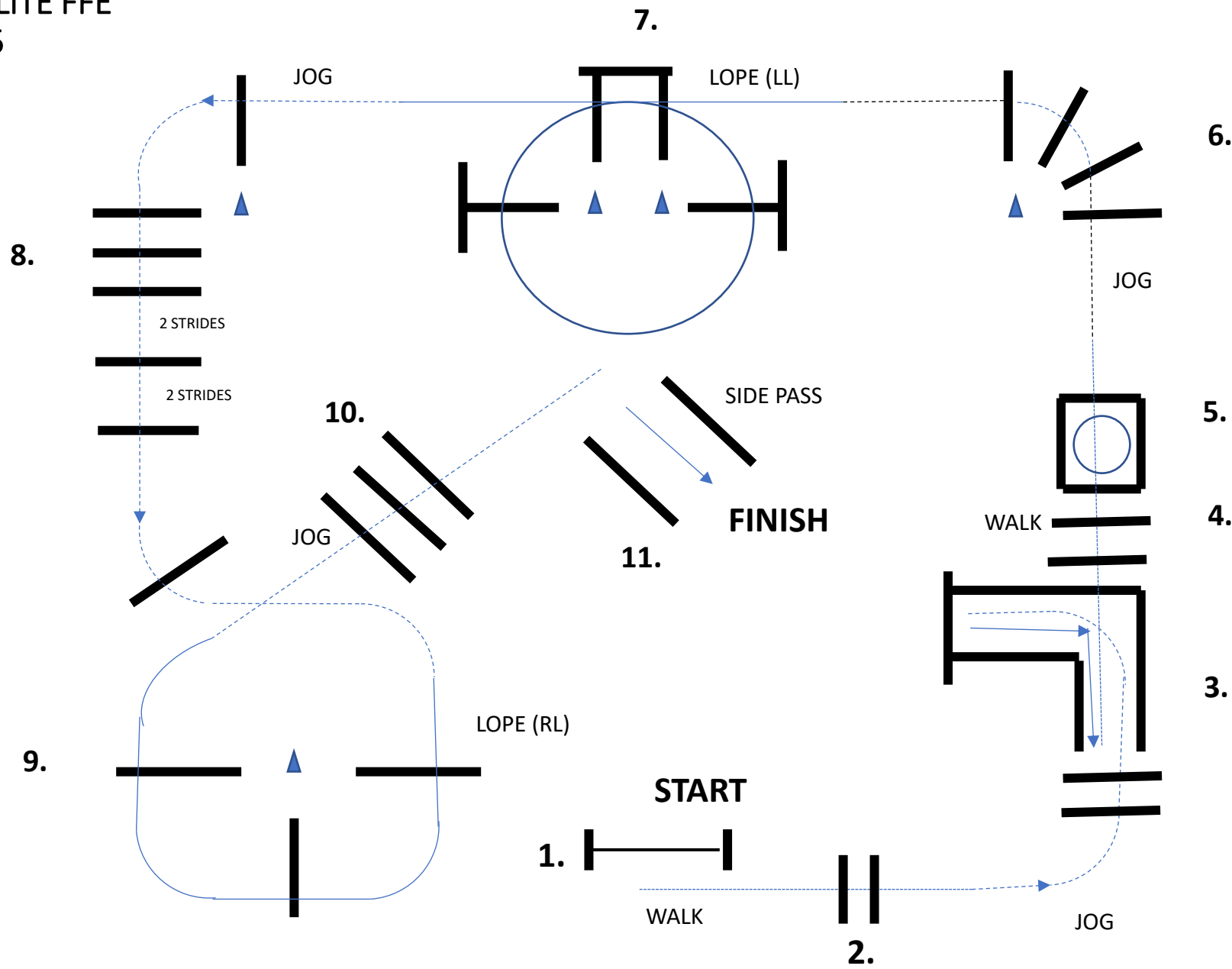


..... Walk - · - · Ext Trot ——— Lope ○ ○ ○ Back - - - Trot - · - · → Side Pass

1. Start by trotting over the first log and into the shut. Back around the U until you are in position for the gate.
2. Open and close the gate using a left hand push.
3. Side pass right past log
4. Complete Log Drag at Walk or Trot.
Youth: Check mail at mail box and return it.
5. Walk over logs and onto the bridge
6. Trot figure eight.
7. Lope Left lead over the logs. Once pass the logs break to a extended trot
8. Extend Trot around the markers.
9. Lope Right Lead around logs and continue to lope over the jump. Break to a trot and exit the pen.

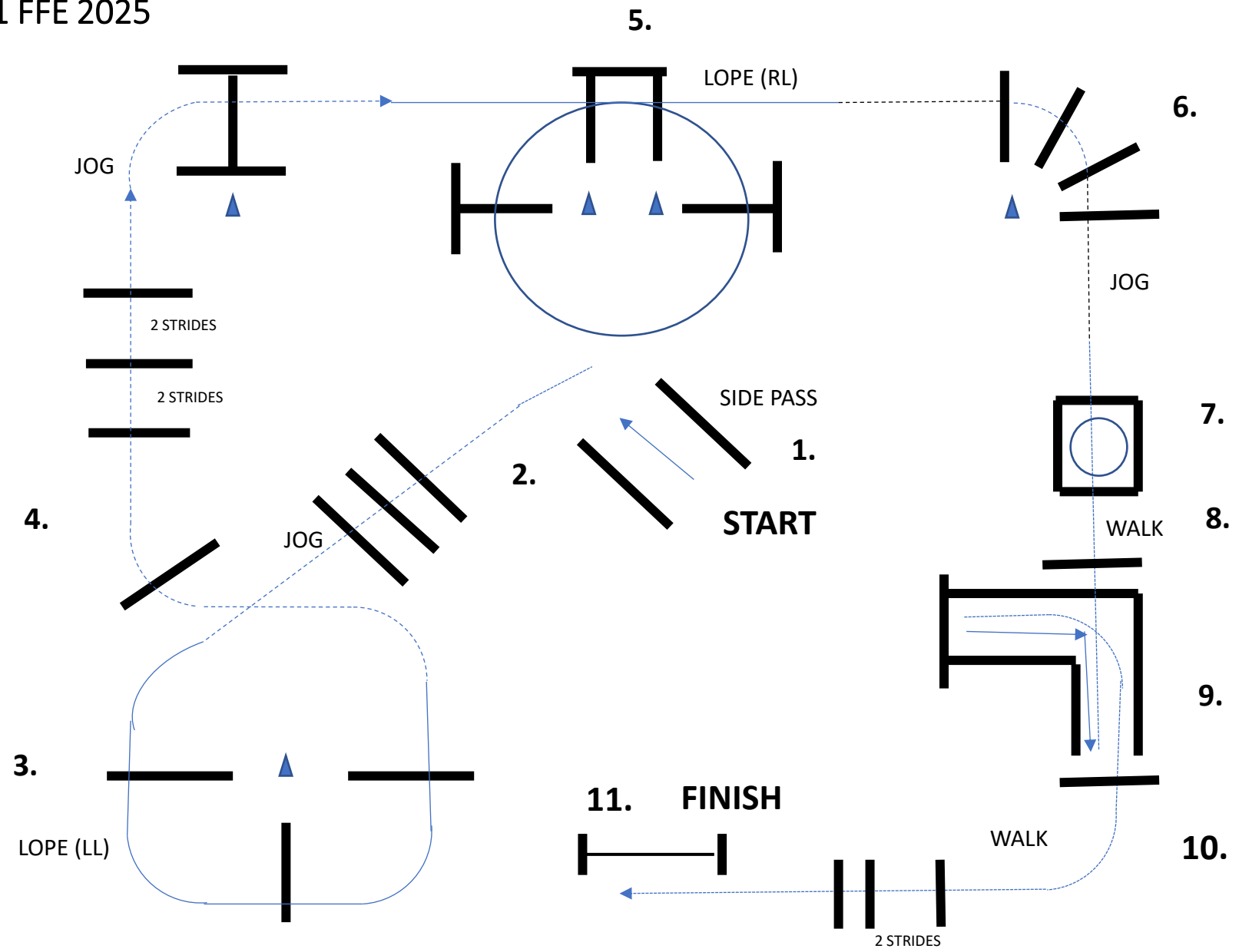
Note! For the youth classes, item 4 is not a drag as mentioned in the description!

TRAIL OPEN
 AMATEUR ELITE FFE
 2025



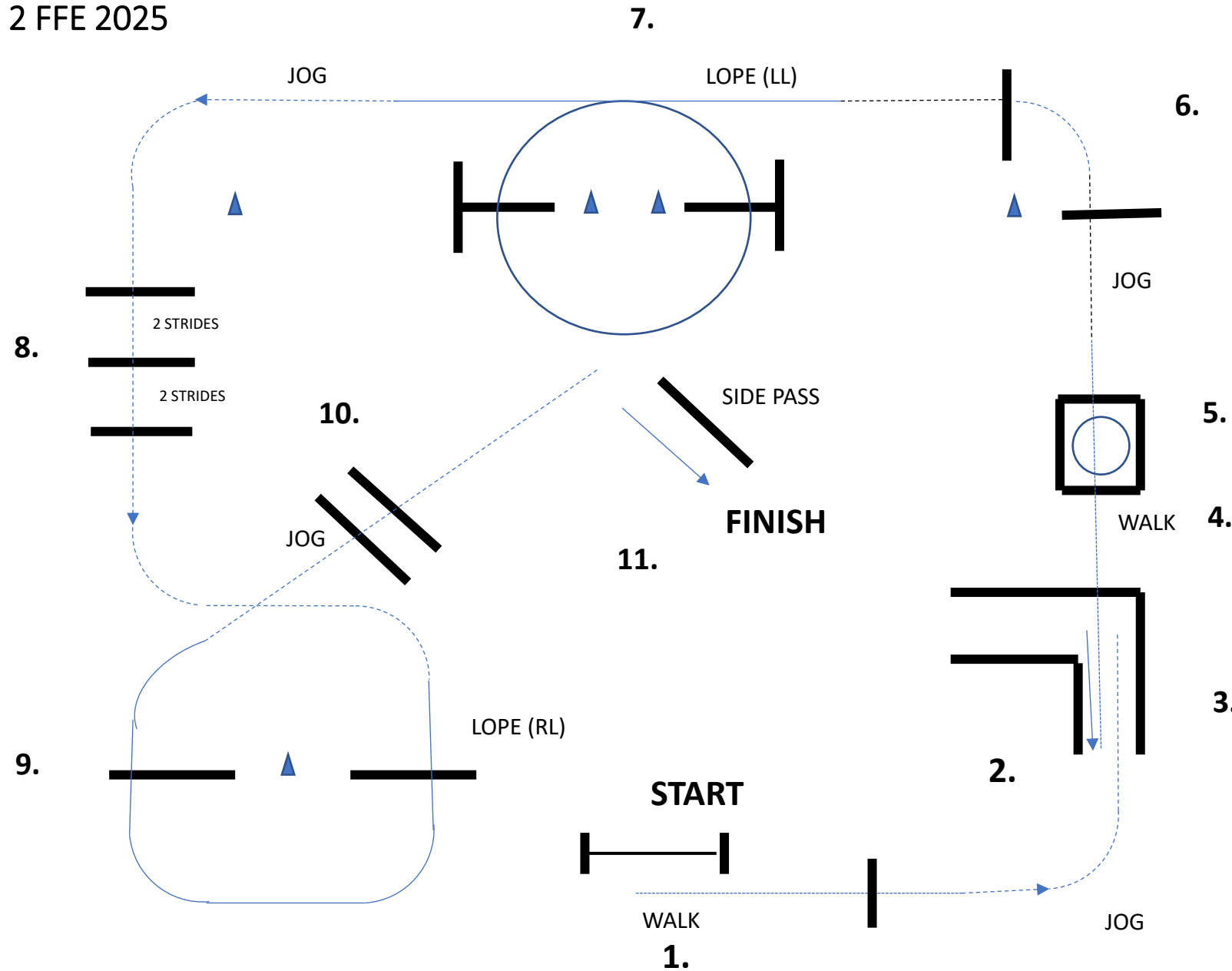
1. GATE LEFT HAND
2. WALK OVER POLES
3. JOG OVER POLES . JOG INTO THE CHUTE AND BACK.
4. WALK OVER POLES AND STOP INTO THE BOX
5. EXECUTE A 360 TURN EITHER DIRECTION. WALK OUT BOX.
6. JOG OVER POLES
7. LOPE OVER POLES LL
8. JOG OVER POLES
9. LOPE OVER POLES RL
10. JOG OVER POLES
11. SIDE PASS

TRAIL AMATEUR/YOUTH
AMATEUR 1 FFE 2025



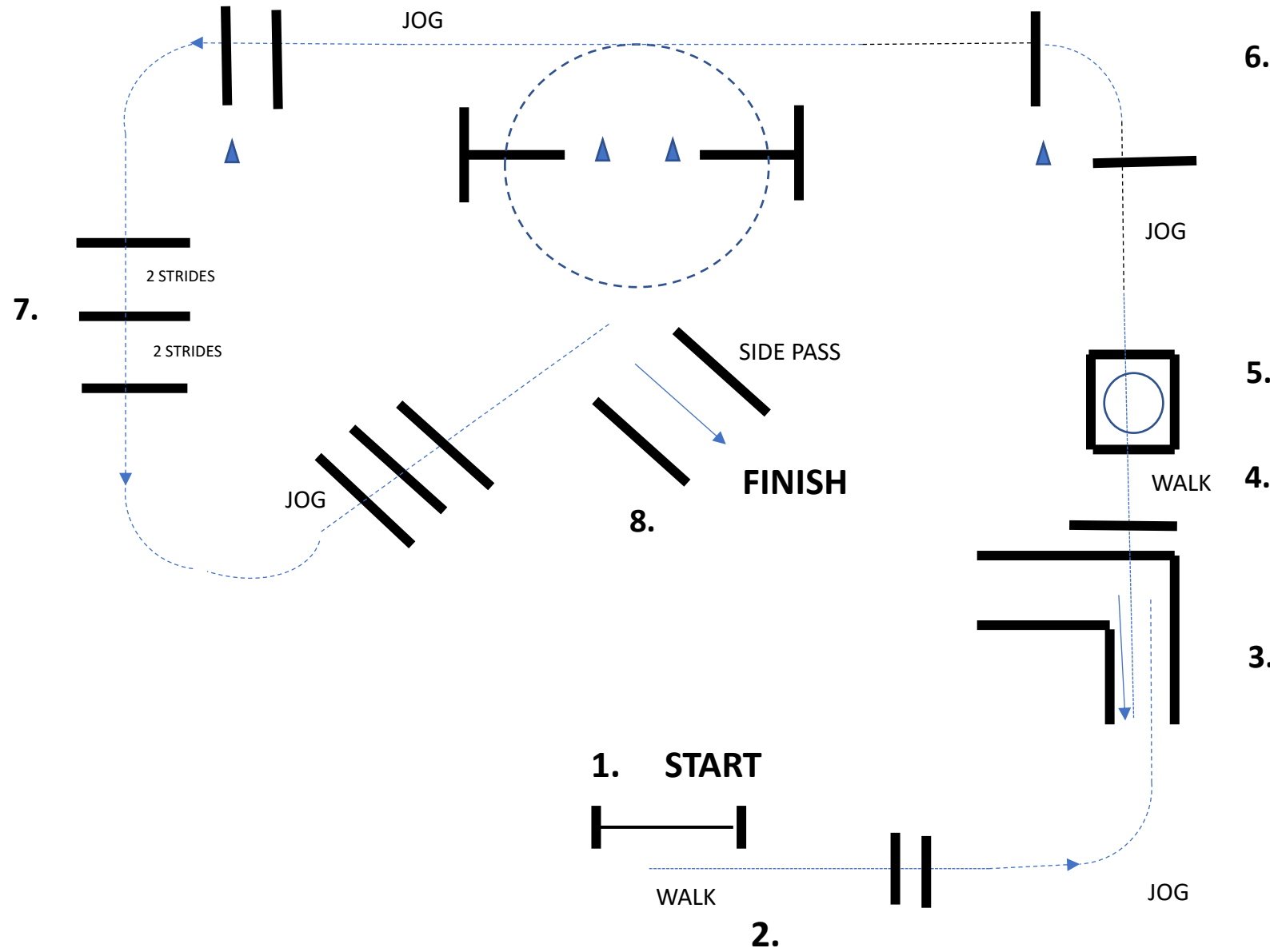
1. SIDE PASS
2. WALK AND JOG OVER POLES
3. LOPE OVER POLES LL .
4. JOG OVER POLES.
5. LOPE OVER POLES RL.
6. JOG OVER POLES
7. WALK INTO THE BOX AND STOP.
8. EXECUTE A 360 TURN EITHER DIRECTION. WALK OUT BOX.
9. WALK OVER POLES AND INTO THE CHUTE AND BACK
10. WALK OVER POLES
11. GATE RIGHT HAND

TRAIL NOVICE AMATEUR
AMATEUR 2 FFE 2025

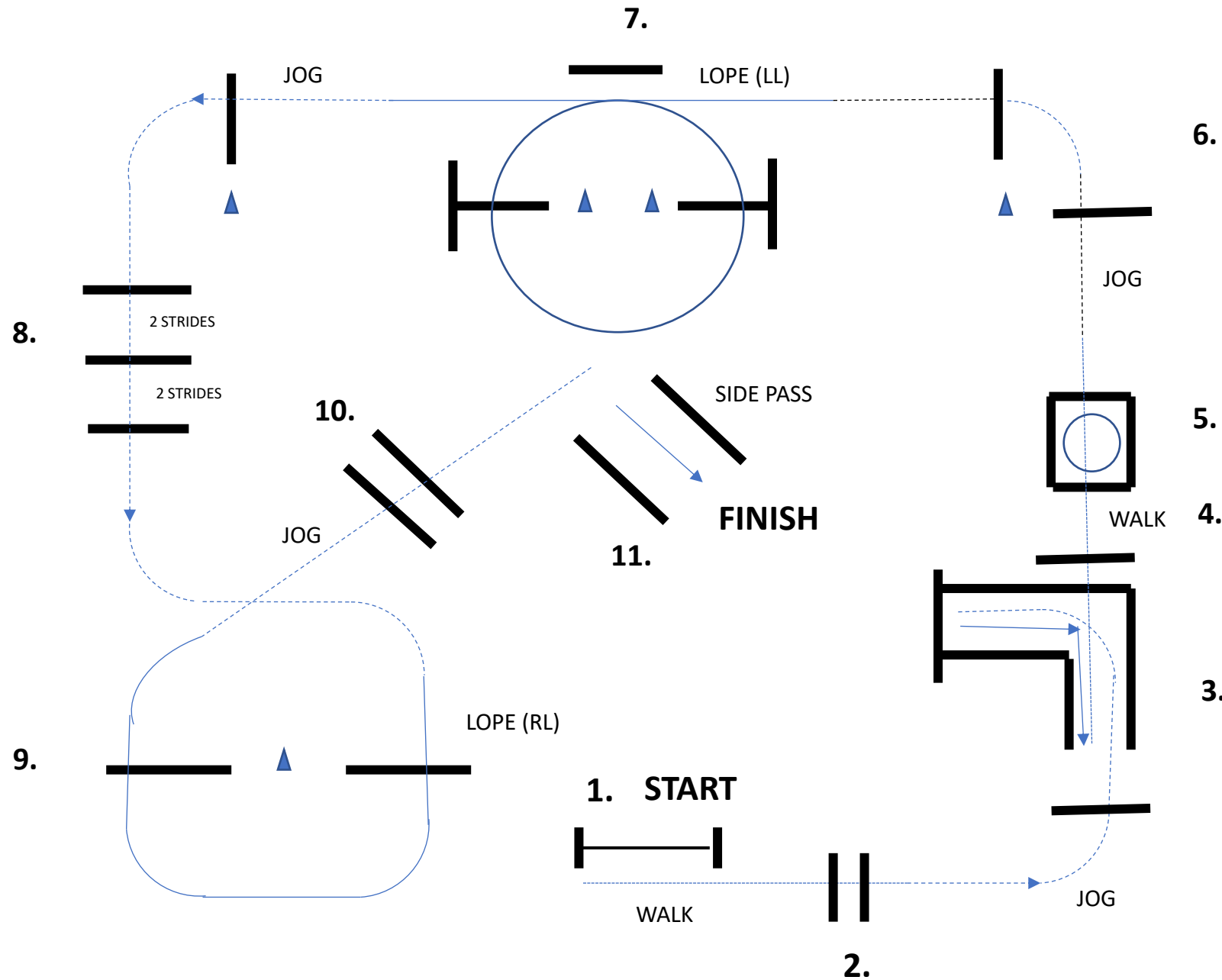


1. GATE LEFT HAND
2. WALK OVER POLES
3. JOG INTO THE CHUTE AND BACK.
4. WALK OVER POLES AND STOP INTO THE BOX
5. EXECUTE A 360 TURN EITHER DIRECTION. WALK OUT BOX.
6. JOG OVER POLES
7. LOPE OVER POLES LL
8. JOG OVER POLES
9. LOPE OVER POLES RL
10. JOG OVER POLES
11. SIDE PASS

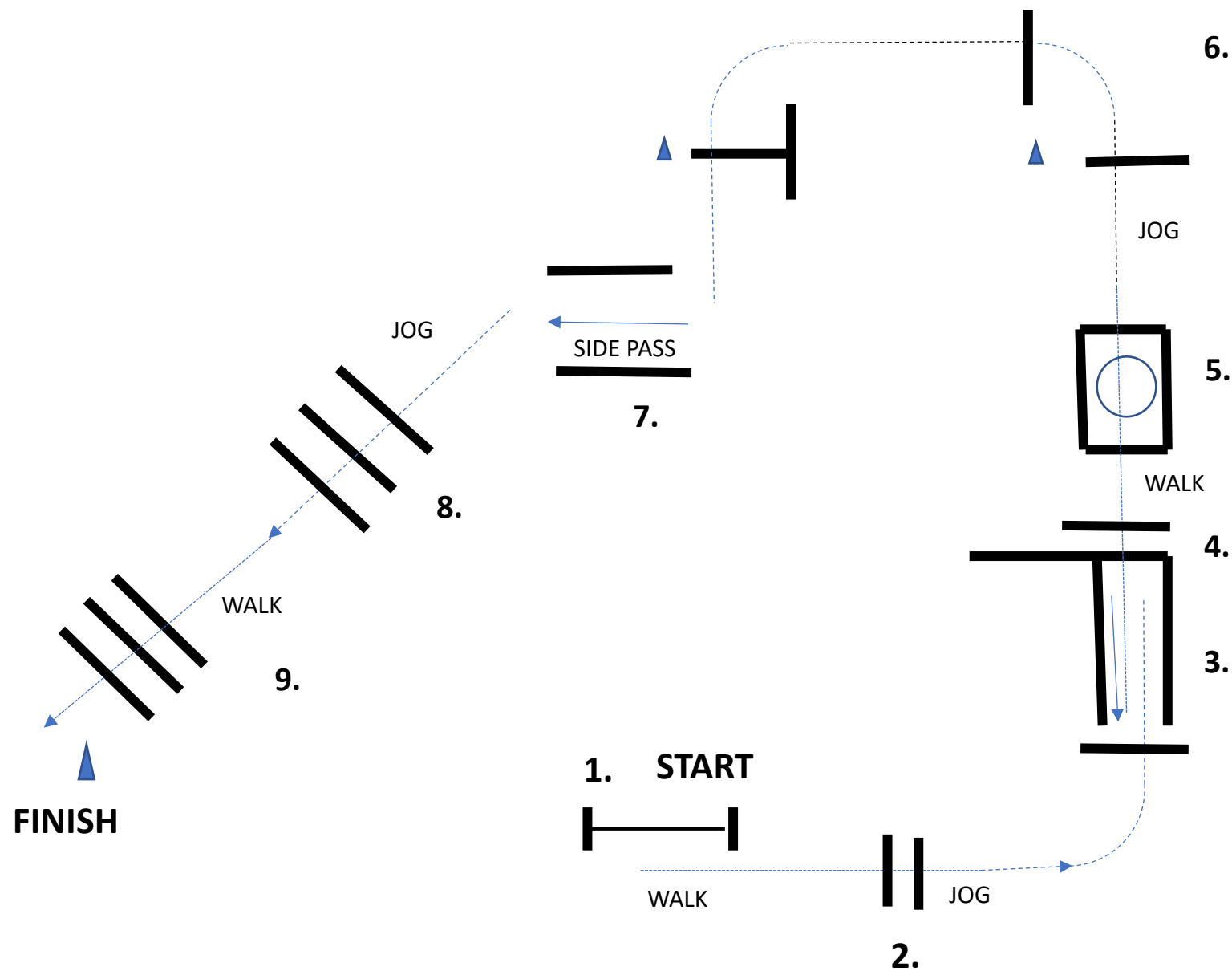
TRAIL WALK/TROT 2025



1. GATE LEFT HAND
2. WALK OVER POLES
3. JOG INTO THE CHUTE AND BACK.
4. WALK OVER POLES AND STOP INTO THE BOX
5. EXECUTE A 360 TURN EITHER DIRECTION. WALK OUT BOX.
6. JOG OVER POLES
7. JOG OVER POLES
8. SIDE PASS

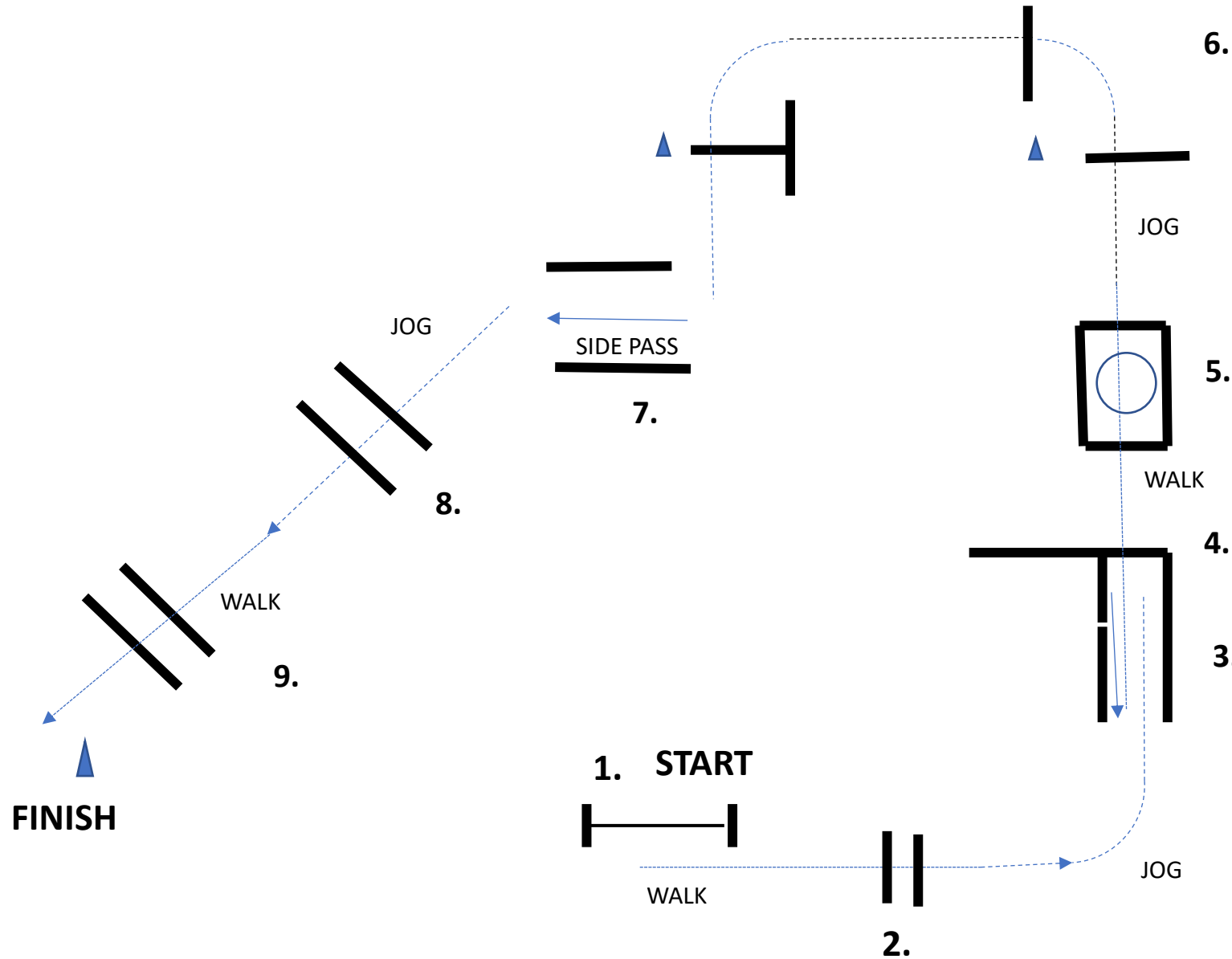


1. GATE LEFT HAND
2. WALK OVER POLES
3. JOG OVER POLES . JOG INTO THE CHUTE AND BACK.
4. WALK OVER POLES AND STOP INTO THE BOX
5. EXECUTE A 360 TURN EITHER DIRECTION. WALK OUT BOX.
6. JOG OVER POLES
7. LOPE OVER POLES LL
8. JOG OVER POLES
9. LOPE OVER POLES RL
10. JOG OVER POLES
11. SIDE PASS



1. GATE LEFT HAND
2. WALK OVER POLES
3. JOG INTO THE CHUTE AND BACK.
4. WALK OVER POLES AND STOP INTO THE BOX
5. EXECUTE A 360 TURN. WALK OUT BOX.
6. JOG OVER POLES
7. SIDE PASS
8. JOG OVER POLES
9. WALK OVER POLES

TRAIL IN HAND AMATEUR
2025



1. GATE LEFT HAND
2. WALK OVER POLES
3. JOG INTO THE CHUTE AND BACK.
4. WALK OVER POLES AND STOP INTO THE BOX
5. EXECUTE A 360 TURN. WALK OUT BOX.
6. JOG OVER POLES
7. SIDE PASS
8. JOG OVER POLES
9. WALK OVER POLES