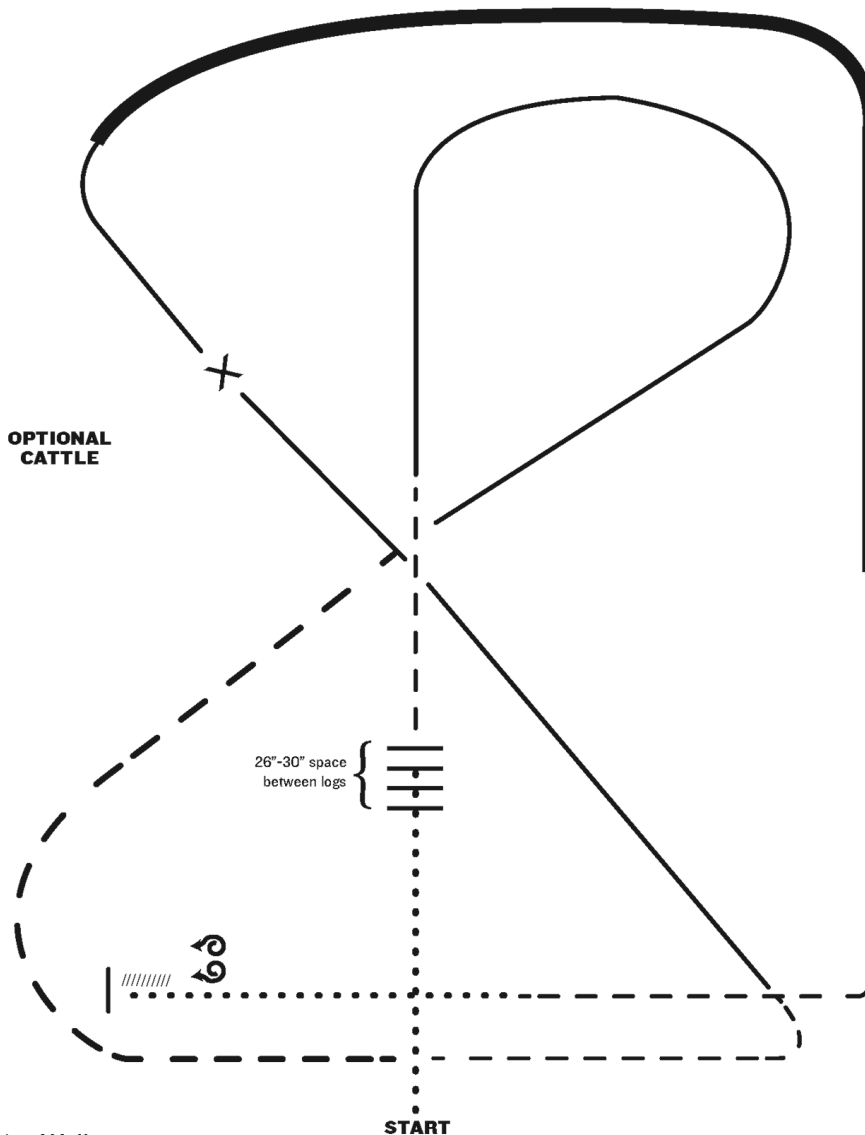


# France Prestige Show

## Ranch Riding (Amateur/ Youth/ Green)

Show Date: 05-14-2026



1. Walk
2. Walk over logs
3. Trot
4. Lope right lead
5. Extended trot
6. Trot
7. Lope left lead
8. Change leads (simple or flying)
9. Right lead, extended lope
10. Collect Lope
11. Trot
12. Walk
13. Stop and back
14. 360 degree turn each direction (either direction 1st) (L-R or R-L)

Note: The drawn description of this pattern is only intended for the general depiction of the pattern. Exhibitors should utilize the arena space to best exhibit their horses.

[RR/AQHA-5]

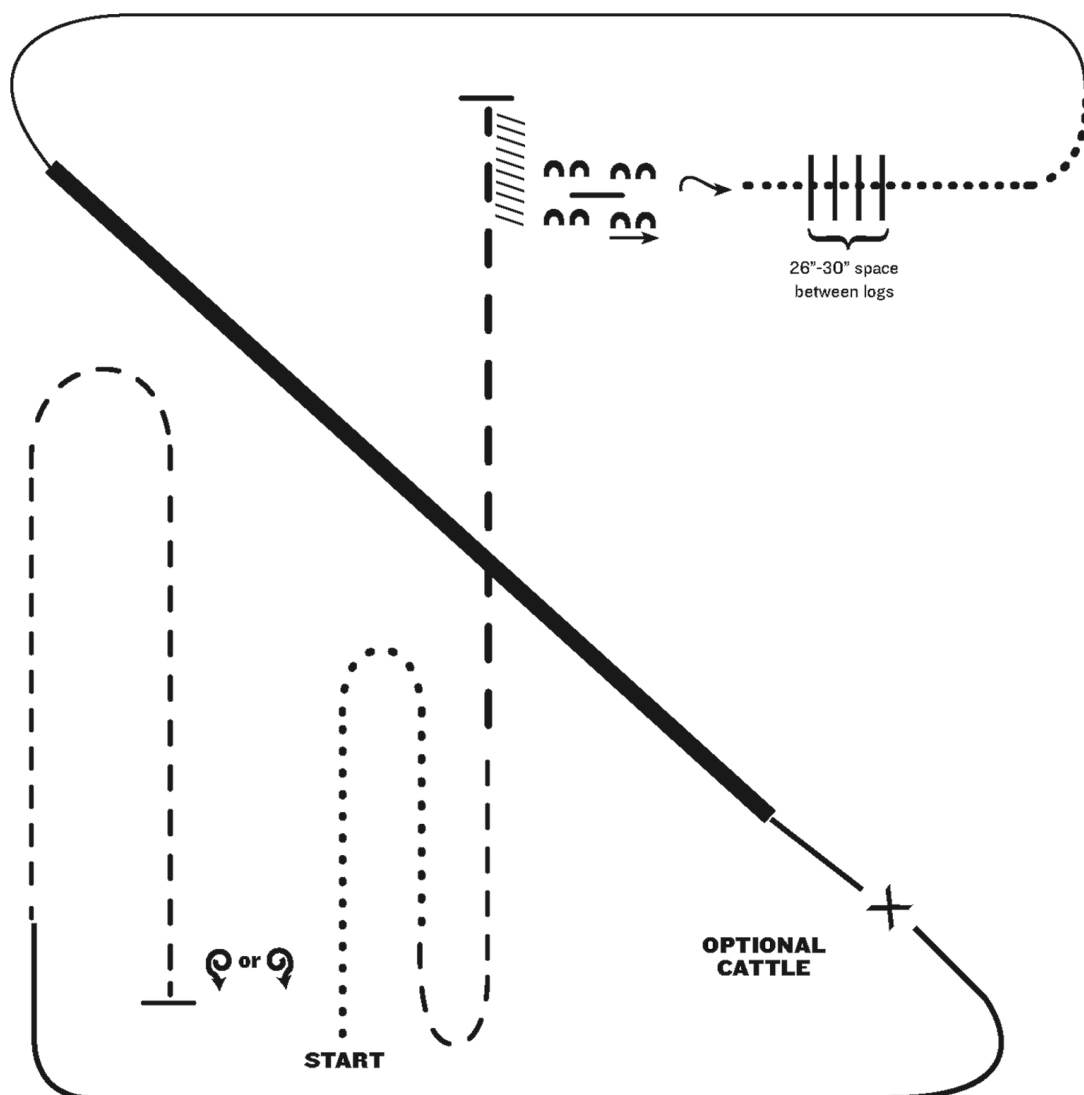
Pattern Provided by:

*France Prestige Show*

# France Prestige Show

## Ranch Riding (Open)

Show Date: 05-14-2026



1. Walk
2. Trot
3. Extended trot
4. Stop and back
5. Side pass over log right
6. 1/4 turn right, walk over logs
7. Walk
8. Lope left lead
9. Extended lope (left lead)
10. Collect lope, change leads (simple or flying)
11. Lope right lead
12. Trot
13. Stop, one 360 degree turn either direction

Note: The drawn description of this pattern is only intended for the general depiction of the pattern. Exhibitors should utilize the arena space to best exhibit their horses.

[RR/AQHA-7]

Pattern Provided by:

*France Prestige Show*

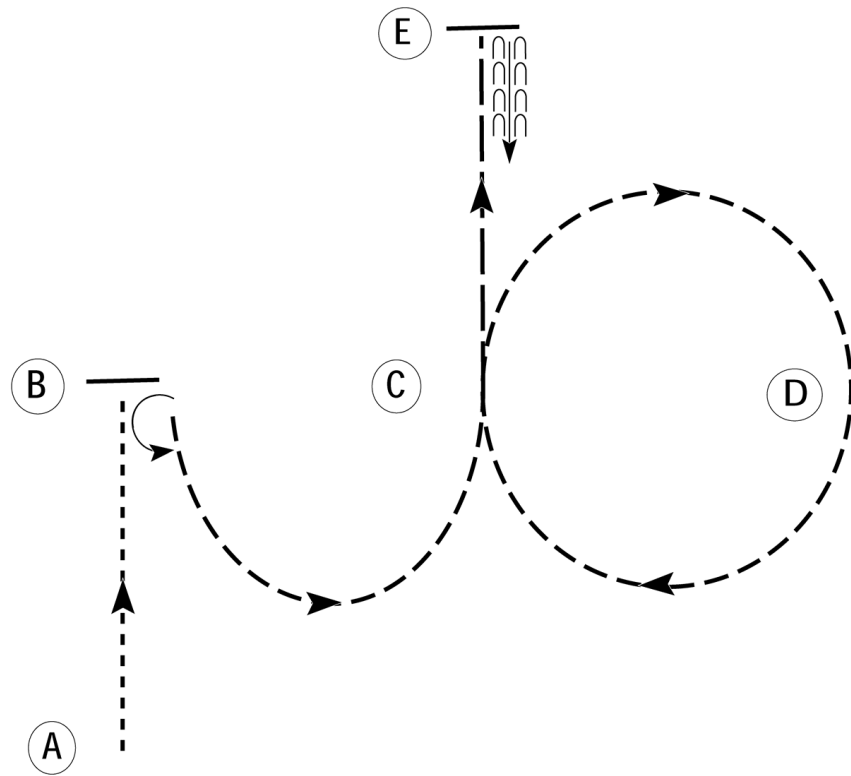
# France Prestige Show

## Horsemanship (Walk-Trot)

Show Date: 05-14-2026

w w w . H o r s e S h o w P a t t e r n s . c o m

w w w . H o r s e S h o w P a t t e r n s . c o m



Be ready at A.

1. Walk to B.
2. Stop at B and turn 180 degrees to the left.
3. Jog to C..
4. Jog a circle to the right.
5. Extend the jog to E.
6. Stop at E and back approximately one horse length.

Follow the instructions of your ring steward.

Walk	-----
Jog	- - - - -
Extended Jog	- - - - -
Lope	—————
Leg Yield	
Lead Change	— / —
Back	← C C C C C
Marker	Ⓚ
Sidepass	← ——— →

[WH/WT-61]

Pattern Provided by:

*France Prestige Show*

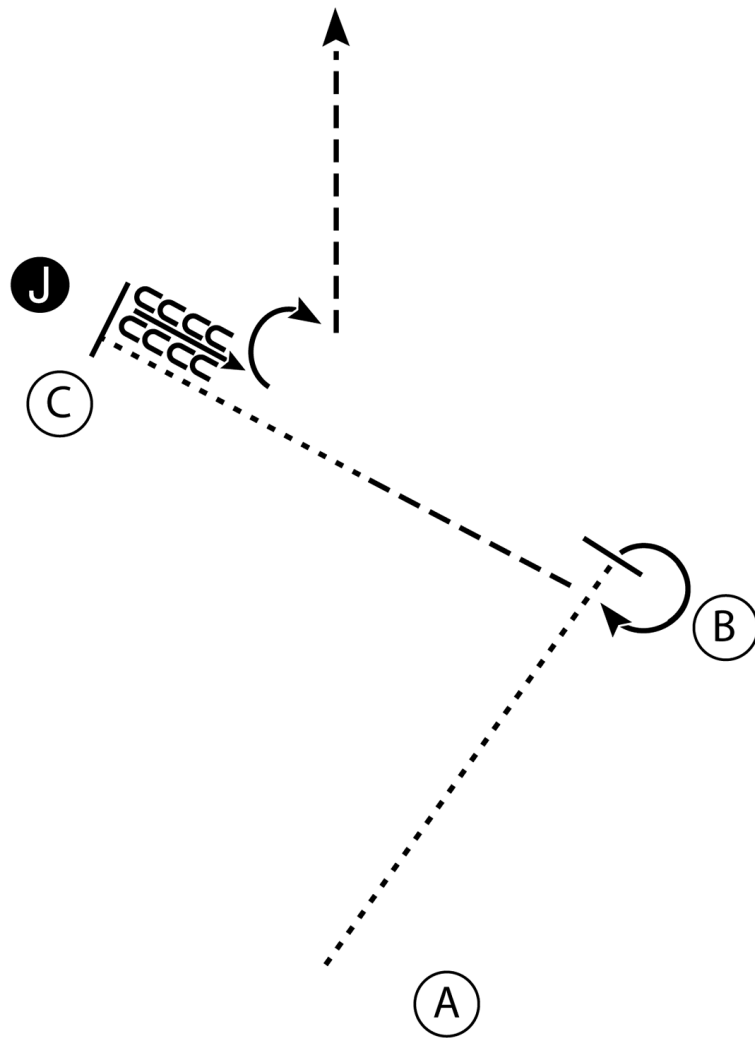
# France Prestige Show

## Showmanship (Amateur/ Youth)

Show Date: 05-14-2026

w w w . H o r s e S h o w P a t t e r n s . c o m

w w w . H o r s e S h o w P a t t e r n s . c o m



1. Walk from A to B.
2. Stop and perform a 270 degree turn.
3. Trot half way to C, break to walk and walk to C.
4. Stop and set up for inspection.
5. When dismissed back four steps.
6. Perform a 90 degree turn and trot to line-up.

- Walk .....  
Trot - - - - -  
Back ← .....  
Marker (B)  
Judge (J)

[S/2-13]

Pattern Provided by:  
*France Prestige Show*

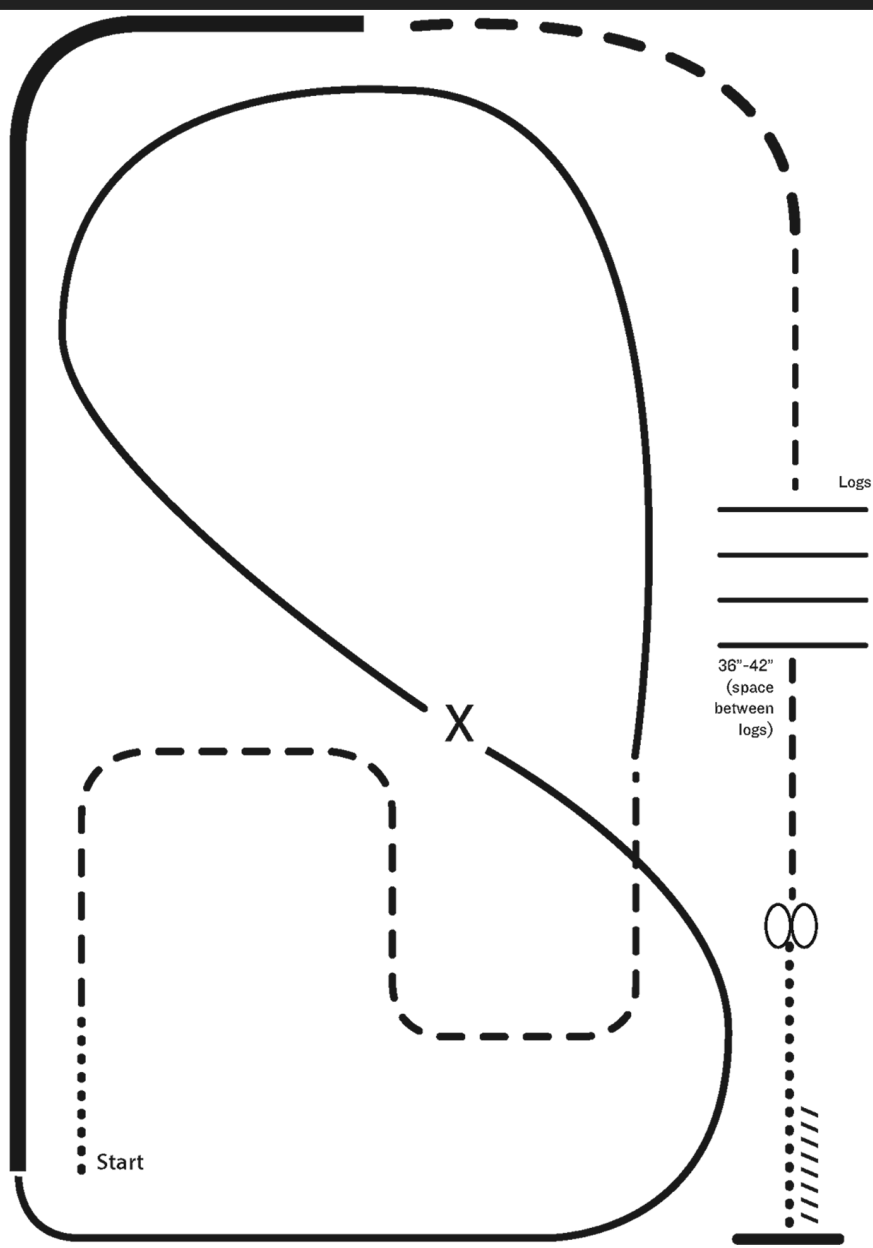
# France Prestige Show

## Ranch Riding (Novice Amateur/Non Pro)

Show Date: 05-14-2026

www.HorseShowPatterns.com

www.HorseShowPatterns.com



- X Lead Change
- Walk
- - - Trot
- — — Ext trot
- — — Lope
- — — Ext Lope
- ////// Back

1. Walk
2. Trot serpentine
3. Lope left lead around the end of the arena and then diagonally across the arena
4. Change leads (simple or flying) and
5. Lope on the right lead around end of the arena
6. Extend lope on the straight away and around corner to the center of the arena
7. Extend trot around corner of the arena
8. Collect to a trot
9. Trot over logs
10. Stop, do 360 degree turn each direction (either direction 1st) (L-R or R-L)
11. Walk, stop and back

[RR/AQHA-3]

Pattern Provided by:  
*France Prestige Show*

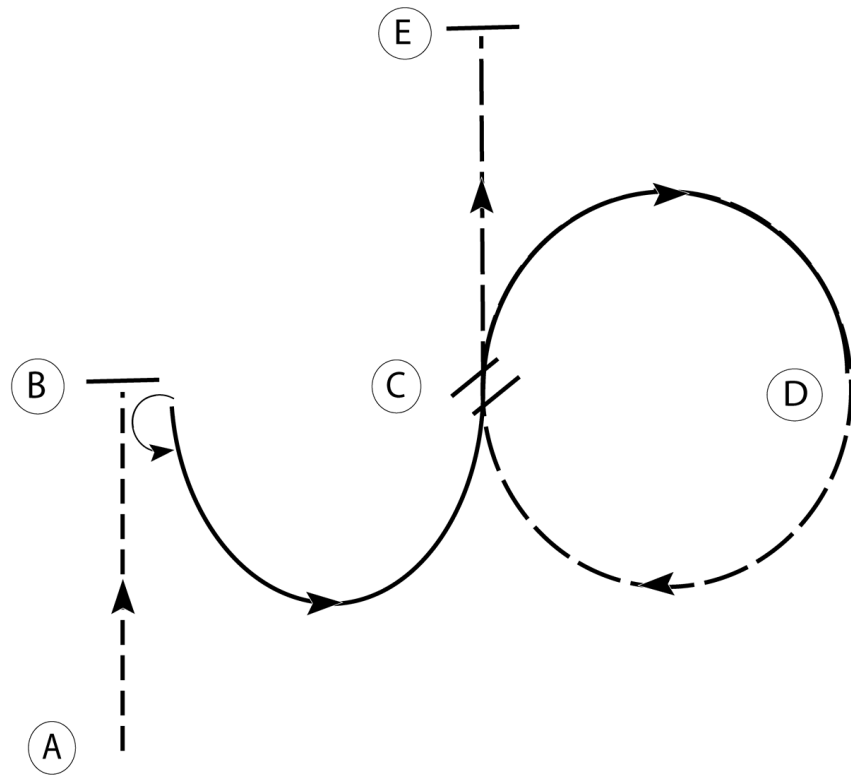
# France Prestige Show

## Horsemanship (Amateur/ Youth)

Show Date: 05-14-2026

w w w . H o r s e S h o w P a t t e r n s . c o m

w w w . H o r s e S h o w P a t t e r n s . c o m



1. Jog A to B
2. At B, stop and turn 180 degrees to the left
3. Lope on the left lead to C
4. Change leads at C
5. Lope on the right lead to D
6. At D, extend the jog in a half circle to C and continue to E
7. Stop at E

<b>Walk</b>	-----
<b>Jog</b>	- - - - -
<b>Extended Jog</b>	- - - - -
<b>Lope</b>	—————
<b>Leg Yield</b>	
<b>Lead Change</b>	///
<b>Back</b>	←←←←←
<b>Marker</b>	Ⓚ
<b>Sidepass</b>	←-----→

[WH/2-61]

**Pattern Provided by:**  
*France Prestige Show*

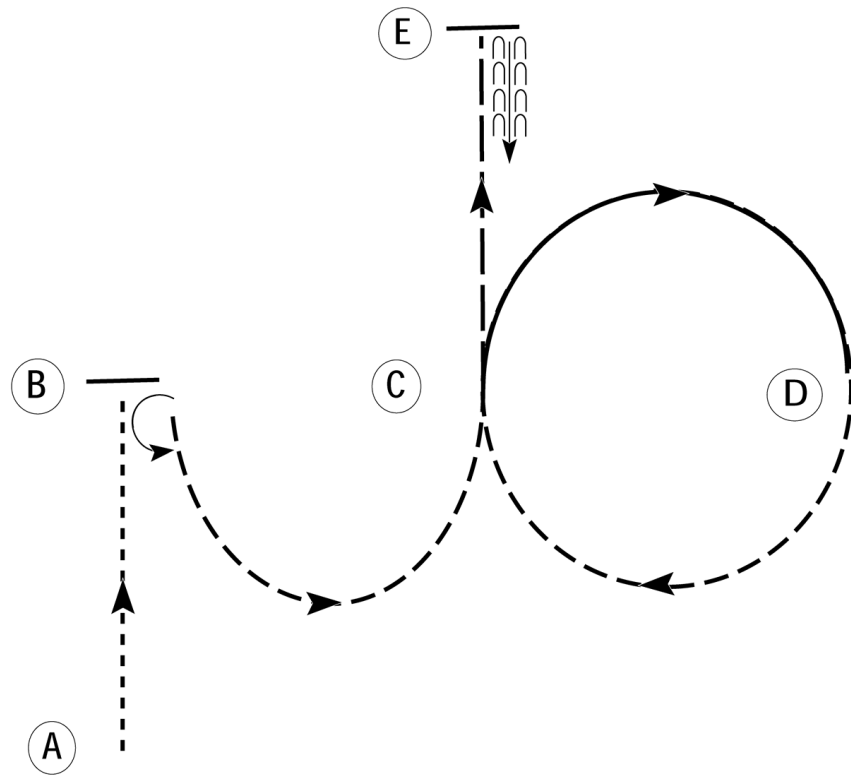
# France Prestige Show

## Horsemanship (Novice Amateur/ Non Pro)

Show Date: 05-14-2026

w w w . H o r s e S h o w P a t t e r n s . c o m

w w w . H o r s e S h o w P a t t e r n s . c o m



Be ready at A.

1. Walk to B.
2. Stop at B and turn 180 degrees to the left.
3. Jog to C..
4. Lope on the right lead to D.
5. Jog to C.
6. Extend the jog to E.
7. Stop and back approximately one horse length.

Follow the instructions of your ring steward.

Walk	-----
Jog	- - - - -
Extended Jog	- - - - -
Lope	—————
Leg Yield	
Lead Change	— / —
Back	← ← ← ← ←
Marker	Ⓟ
Sidepass	← ← ← ← ←

[WH/1-61]

Pattern Provided by:

*France Prestige Show*

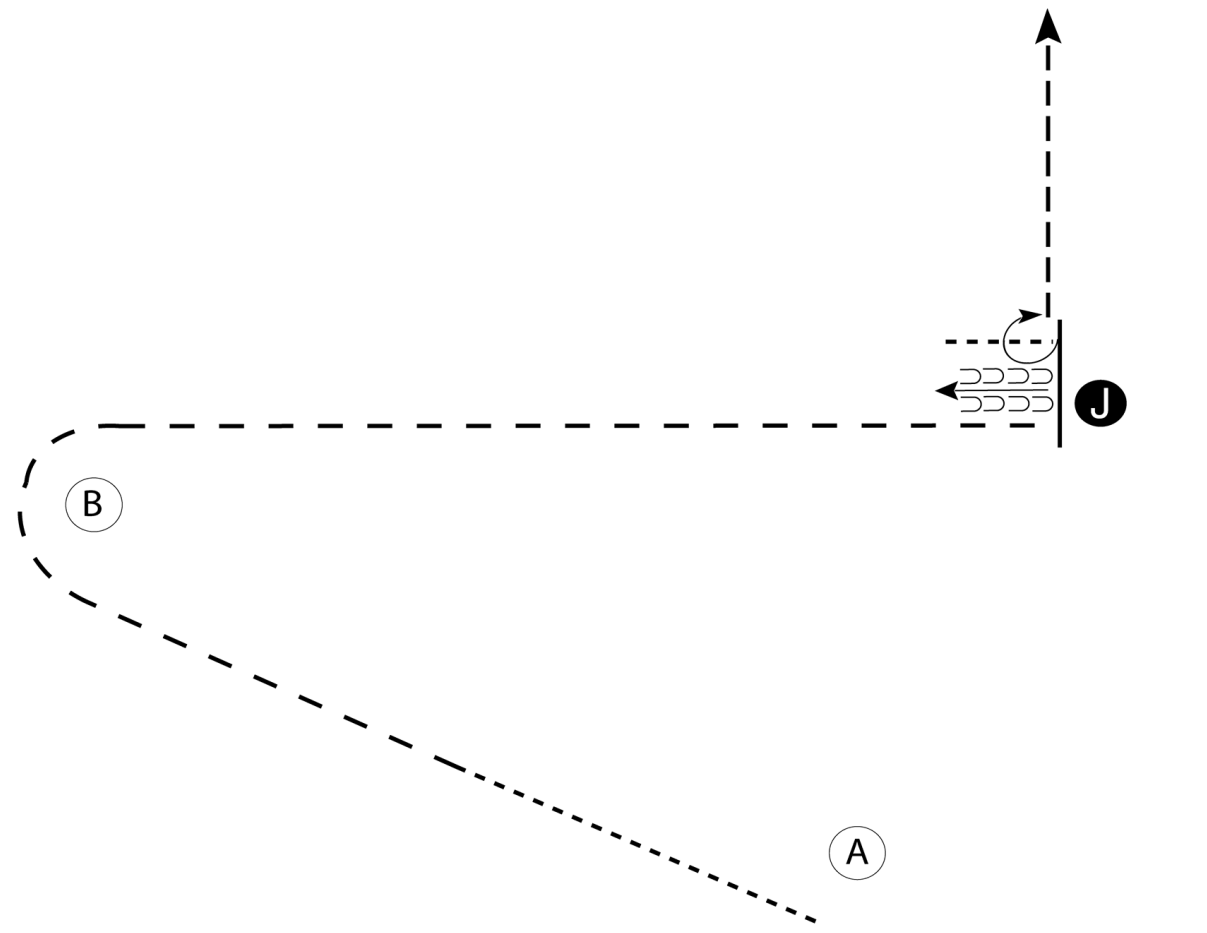
# France Prestige Show

## Showmanship (Novice Amateur/ Non Pro/Walk-Trot)

Show Date: 05-14-2026

w w w . H o r s e S h o w P a t t e r n s . c o m

w w w . H o r s e S h o w P a t t e r n s . c o m



1. Begin at A. Walk halfway to B
2. Trot to and around B to the Judge
3. Stop and back one horse length
4. Walk to the Judge and set up for inspection
5. When dismissed perform a 270 degree turn and trot to the line-up

- Walk -----
- Trot - - - - -
- Back ←
- Marker (B)
- Judge (J)

[S/1-15]

Pattern Provided by:  
*France Prestige Show*

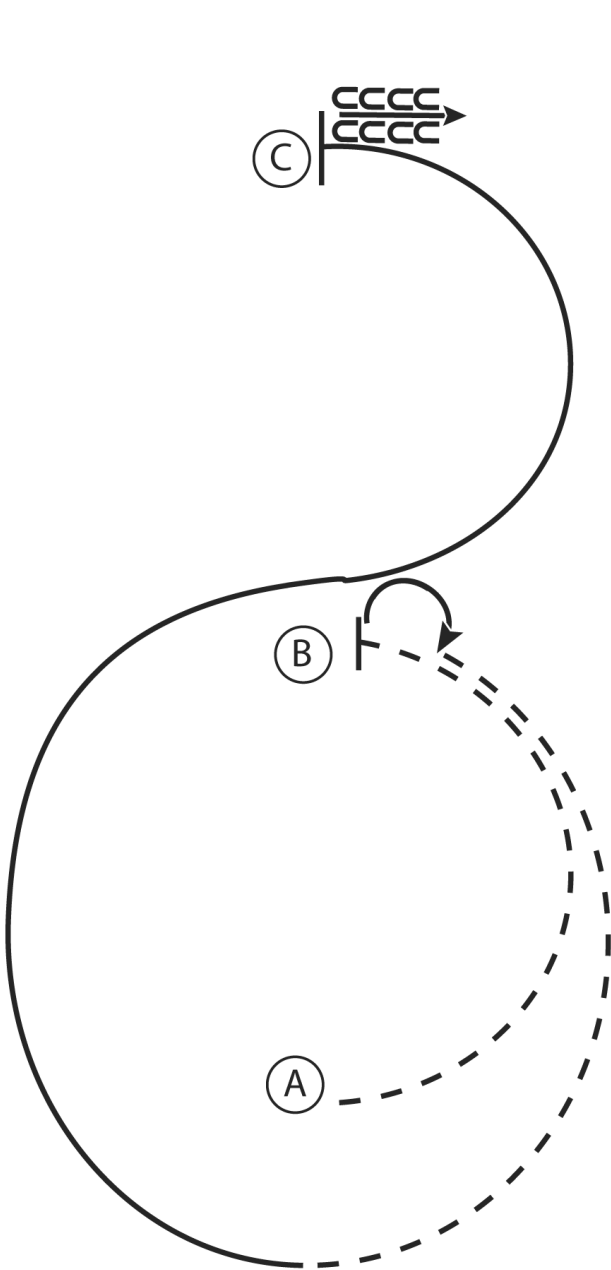
# France Prestige Show

## Hunt Seat Equitation (Amateur/Youth)

Show Date: 05-14-2026

www.HorseShowPatterns.com

www.HorseShowPatterns.com



1. Posting trot half circle A to B
2. At B stop and perform a 180 degree turn to the right on the forehand
3. Posting trot half circle B to A
4. At A canter a half circle to B on the left lead
5. At B maintain the left lead in a half circle to C
6. At C stop and back 4 steps

Walk	.....
Trot	- - - - -
Extended Trot	— — — — —
Canter	—————
Leg Yield	
Lead Change	↘
Back	←←←←←
Marker	(B)
Sidepass	←←←←←

[HSE/2-7]

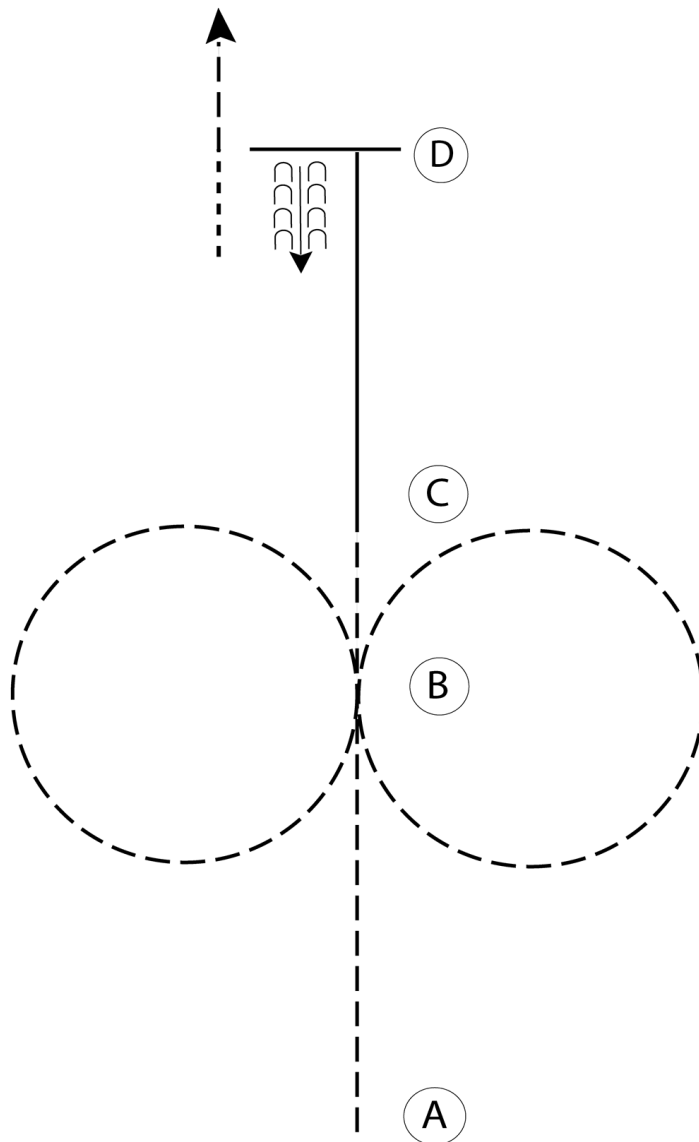
Pattern Provided by:

*France Prestige Show*

# France Prestige Show

## Hunt Seat Equitation (Novice Amateur)

Show Date: 05-14-2026



1. Sitting trot from A to B
2. Perform a figure eight at the posting trot starting to the right
3. Continue posting trot to C
4. Canter right lead to D
5. At D stop and back five steps
6. Walk five steps and trot to the line

Walk	-----
Trot	- - - - -
Extended Trot	-----
Canter	-----
Leg Yield	
Lead Change	↘
Back	← C C C C C
Marker	(B)
Sidepass	← - - - - - →
Hand Gallop	-----

[HSE/1-5]

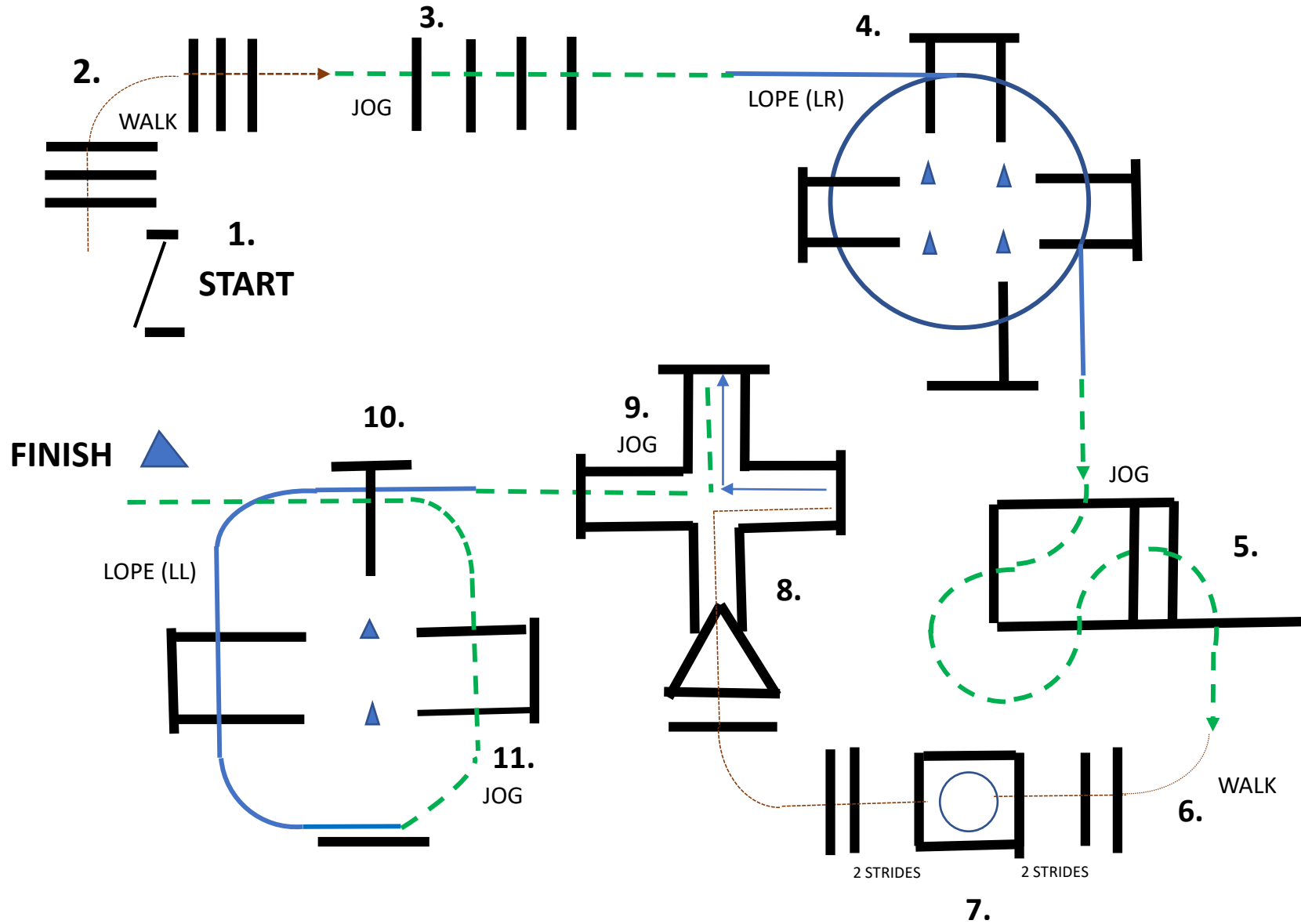
Pattern Provided by:

*France Prestige Show*

w w w . H o r s e S h o w P a t t e r n s . c o m

w w w . H o r s e S h o w P a t t e r n s . c o m

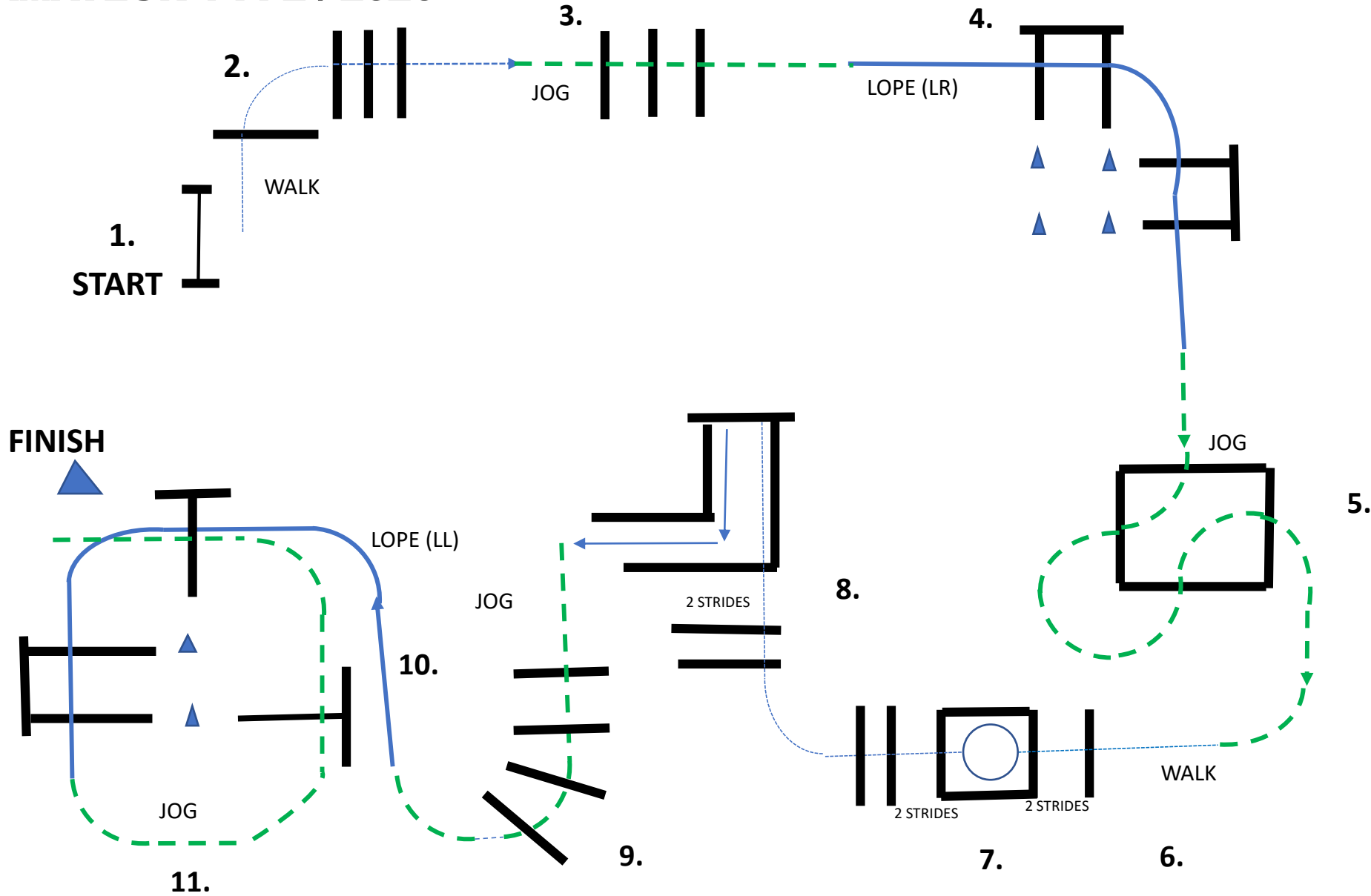
# TRAIL OPEN / AMATEUR ELITE FFE / 2026



1. GATE RIGHT HAND
2. WALK OVER POLES
3. JOG OVER POLES .
4. LOPE LR OVER POLES
5. JOG OVER POLES
6. WALK OVER POLES AND WALK INTO THE BOX.
7. EXECUTE A 360 TURN EITHER DIRECTION. WALK OUT BOX.
8. WALK OVER POLES. WALK INTO THE CHUTE AND BACK.
9. JOG OVER POLES
10. LOPE LL OVER POLES
11. JOG OVER POLES

# TRAIL AMATEUR / YOUTH / AMATEUR 1 FFE / 2026

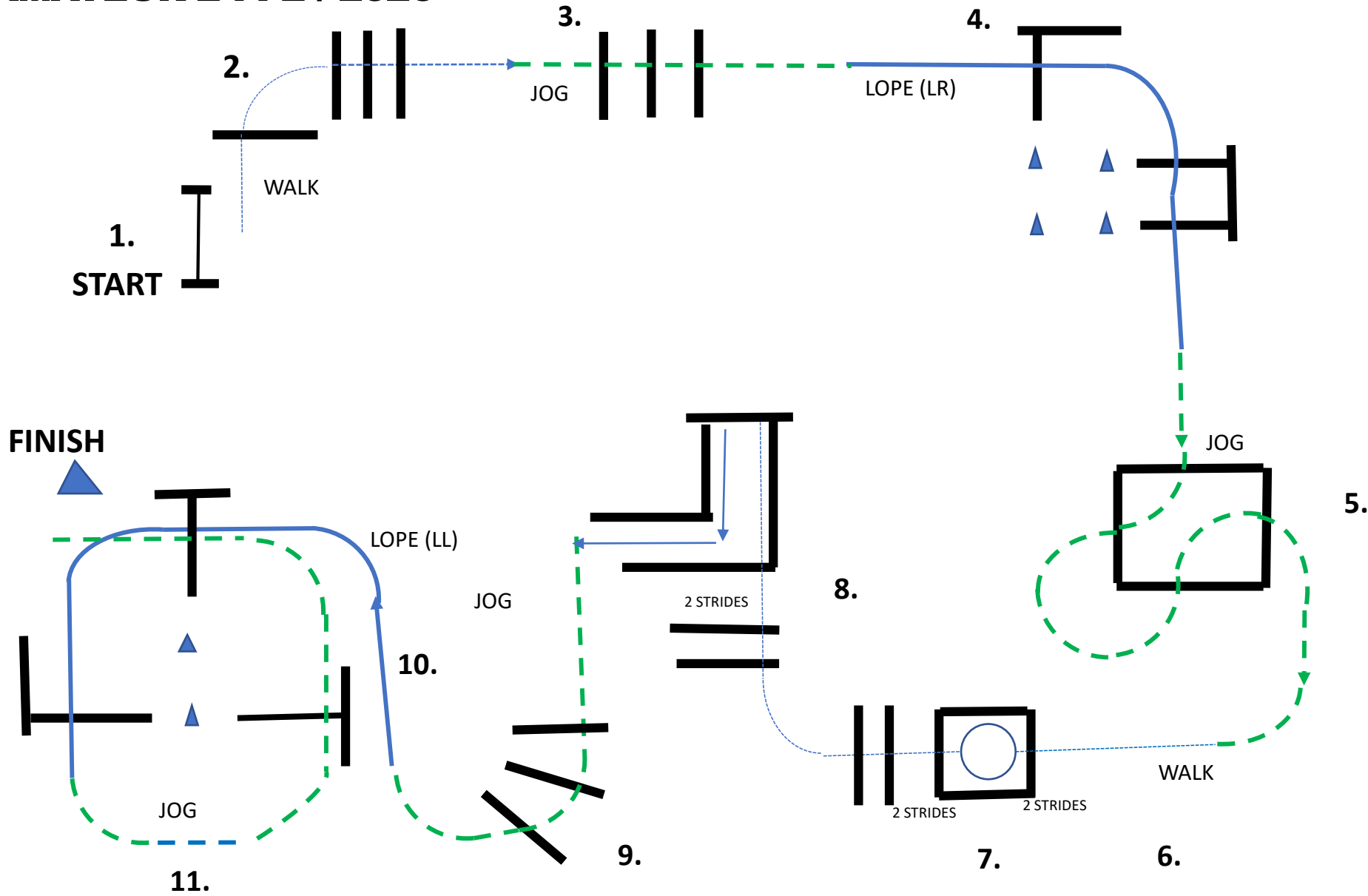
FRANCE  
PRESTIGE  
SHOW



1. GATE LEFT HAND
2. WALK OVER POLES
3. JOG OVER POLES .
4. LOPE LR OVER POLES
5. JOG OVER POLES
6. WALK OVER POLES AND WALK INTO THE BOX.
7. EXECUTE A 360 TURN EITHER DIRECTION. WALK OUT BOX.
8. WALK OVER POLES. WALK INTO THE CHUTE AND BACK.
9. JOG OVER POLES
10. LOPE LL OVER POLES
11. JOG OVER POLES

# TRAIL Novice AMATEUR / AMATEUR 2 FFE / 2026

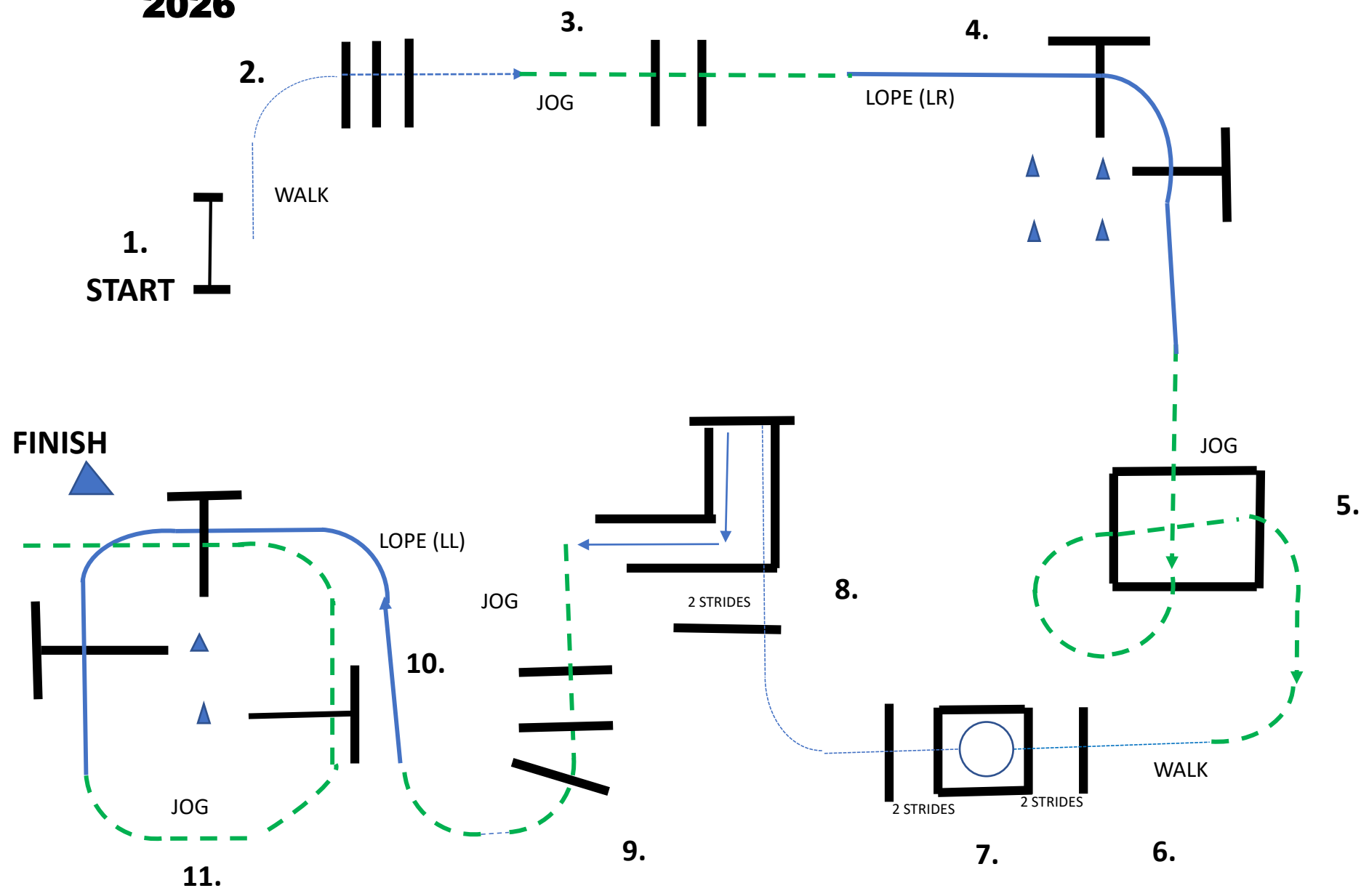
FRANCE  
PRÉSTIGE  
SHOW



1. GATE LEFT HAND
2. WALK OVER POLES
3. JOG OVER POLES .
4. LOPE LR OVER POLES
5. JOG OVER POLES
6. WALK OVER POLES AND WALK INTO THE BOX.
7. EXECUTE A 360 TURN EITHER DIRECTION. WALK OUT BOX.
8. WALK OVER POLES. WALK INTO THE CHUTE AND BACK.
9. JOG OVER POLES
10. LOPE LL OVER POLES
11. JOG OVER POLES

# TRAIL GREEN / LEVEL 1 / 2026

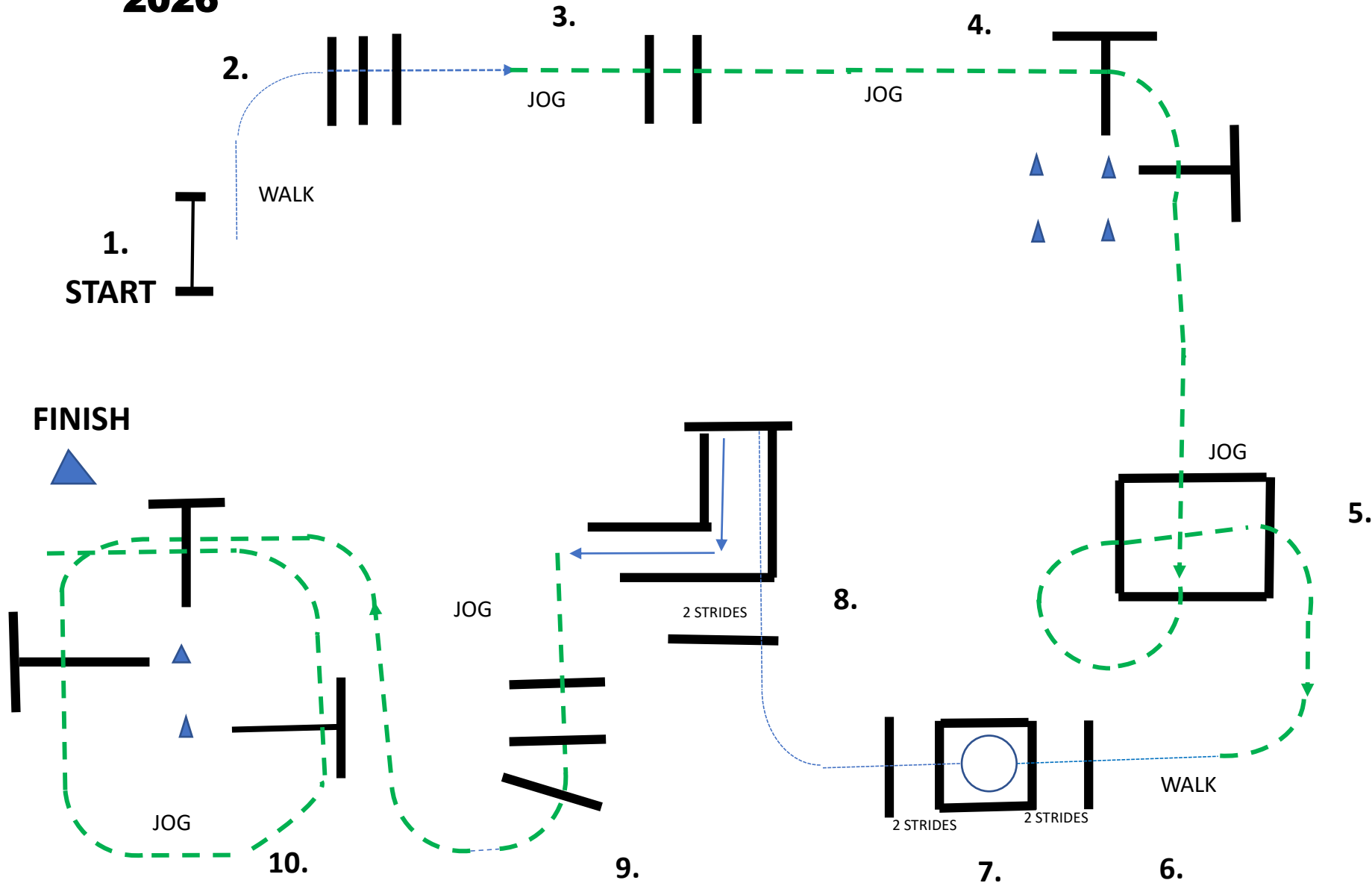
FRANCE  
PRESTIGE  
SHOW



1. GATE LEFT HAND
2. WALK OVER POLES
3. JOG OVER POLES .
4. LOPE LR OVER POLES
5. JOG OVER POLES
6. WALK OVER POLES AND WALK INTO THE BOX.
7. EXECUTE A 360 TURN EITHER DIRECTION. WALK OUT BOX.
8. WALK OVER POLES. WALK INTO THE CHUTE AND BACK.
9. JOG OVER POLES
10. LOPE LL OVER POLES
11. JOG OVER POLES

# TRAIL WALK-TROT 2026

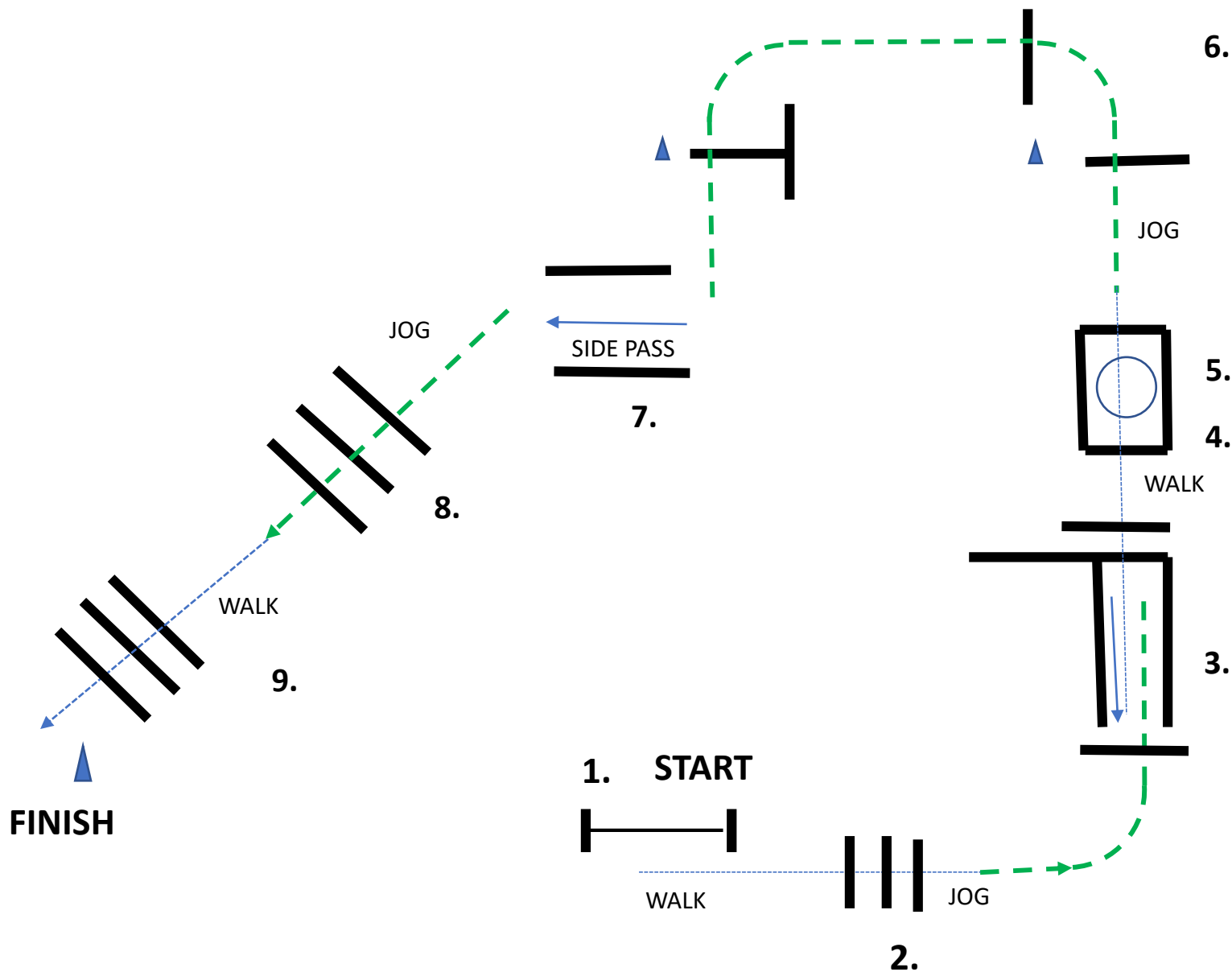
FRANCE  
PRESTIGE  
SHOW



1. GATE LEFT HAND
2. WALK OVER POLES
3. JOG OVER POLES .
4. JOG OVER POLES
5. JOG OVER POLES
6. WALK OVER POLES AND WALK INTO THE BOX.
7. EXECUTE A 360 TURN EITHER DIRECTION. WALK OUT BOX.
8. WALK OVER POLES. WALK INTO THE CHUTE AND BACK.
9. JOG OVER POLES
10. JOG LL OVER POLES

# TRAIL IN HAND OPEN / AMATEUR ELITE FFE 2026

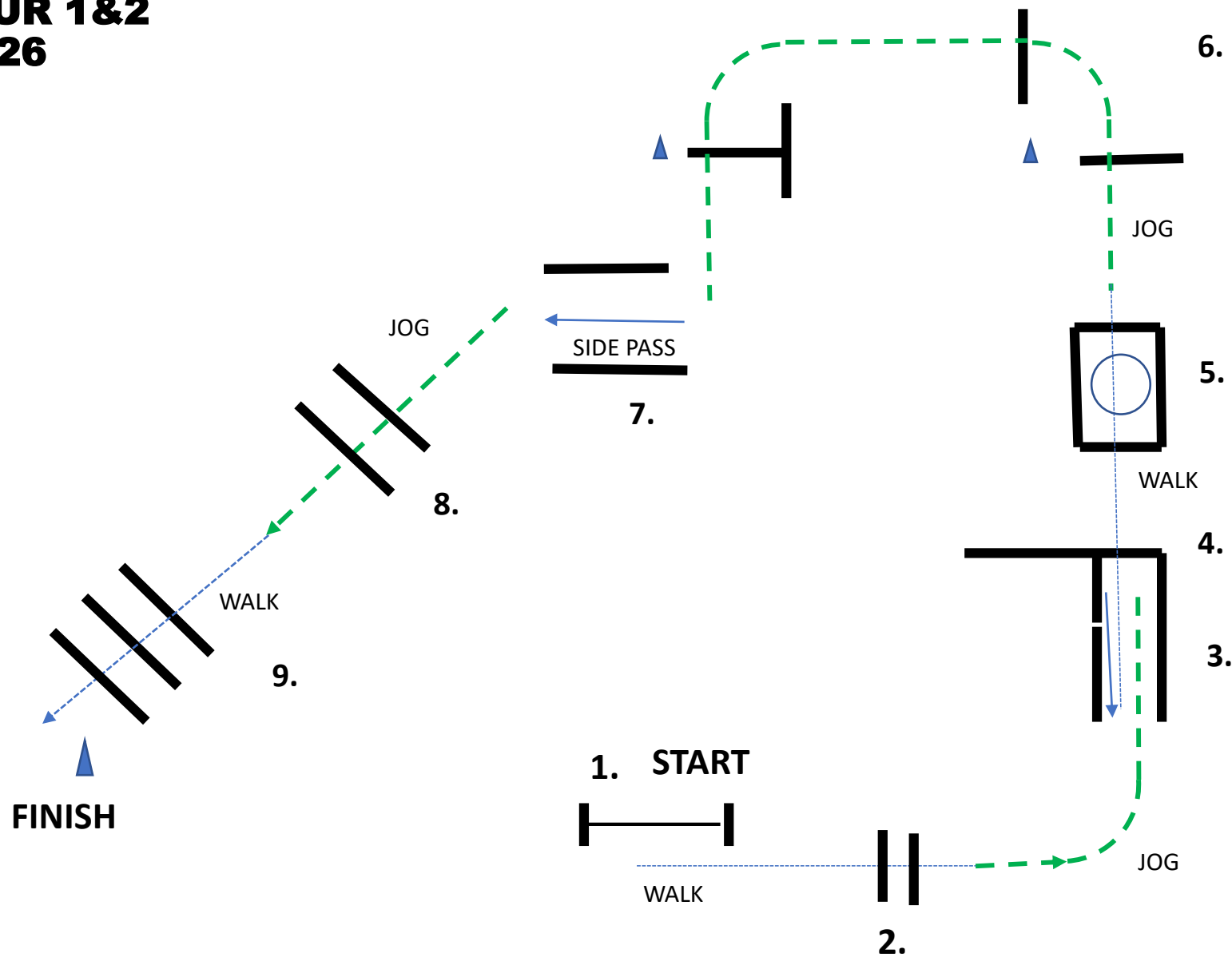
FRANCE  
PRÉSTIGE  
SHOW



1. GATE LEFT HAND
2. WALK OVER POLES
3. JOG INTO THE CHUTE AND BACK.
4. WALK OVER POLES AND STOP INTO THE BOX
5. EXECUTE A 360 TURN. WALK OUT BOX.
6. JOG OVER POLES
7. SIDE PASS
8. JOG OVER POLES
9. WALK OVER POLES

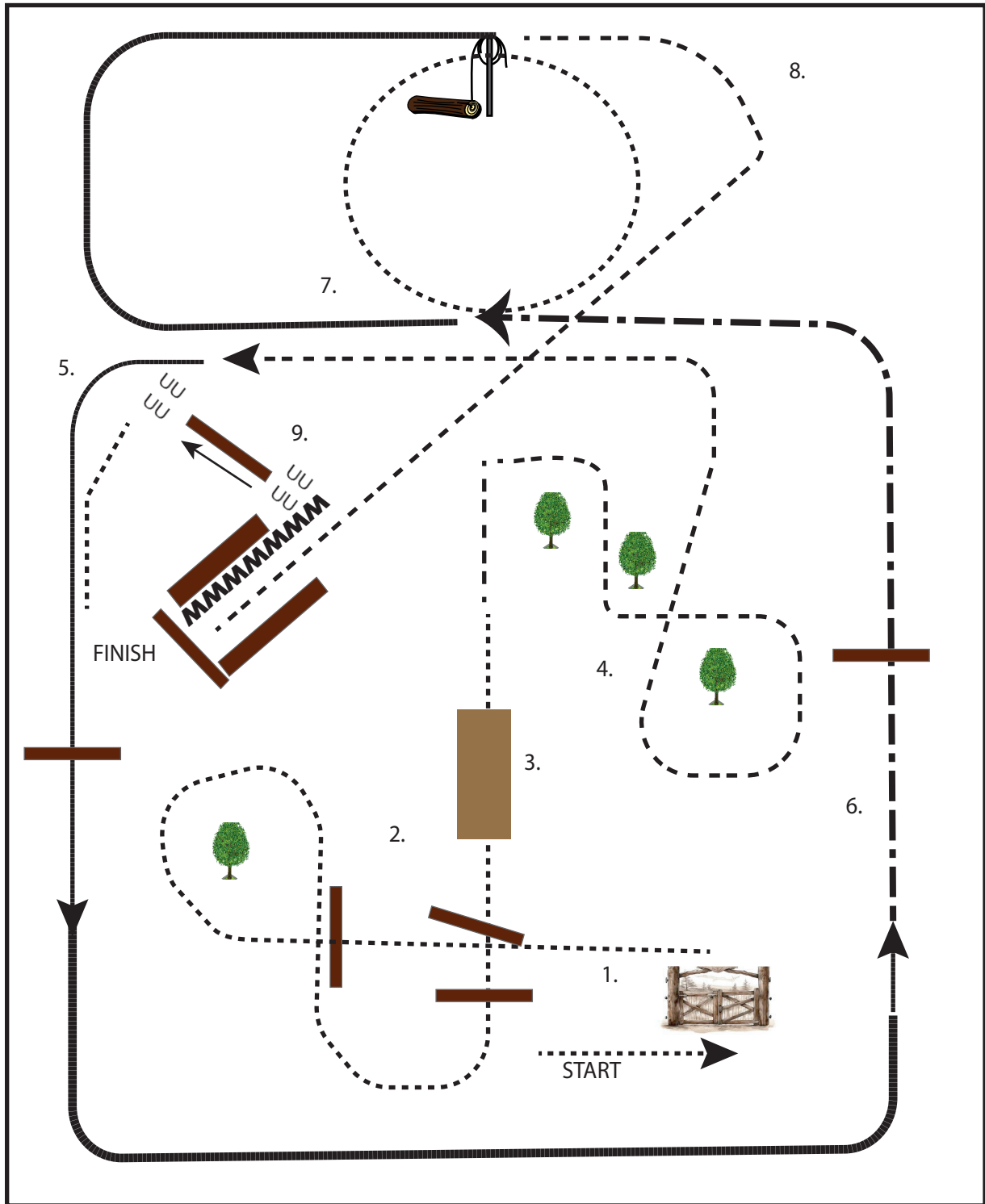
**TRAIL IN HAND  
AMATEUR / FFE  
AMATEUR 1&2  
2026**

**FRANCE  
PRÉSTIGE  
SHOW**



1. GATE LEFT HAND
2. WALK OVER POLES
3. JOG INTO THE CHUTE AND BACK.
4. WALK OVER POLES AND STOP INTO THE BOX
5. EXECUTE A 360 TURN. WALK OUT BOX.
6. JOG OVER POLES
7. SIDE PASS
8. JOG OVER POLES
9. WALK OVER POLES

# RANCH TRAIL OPEN

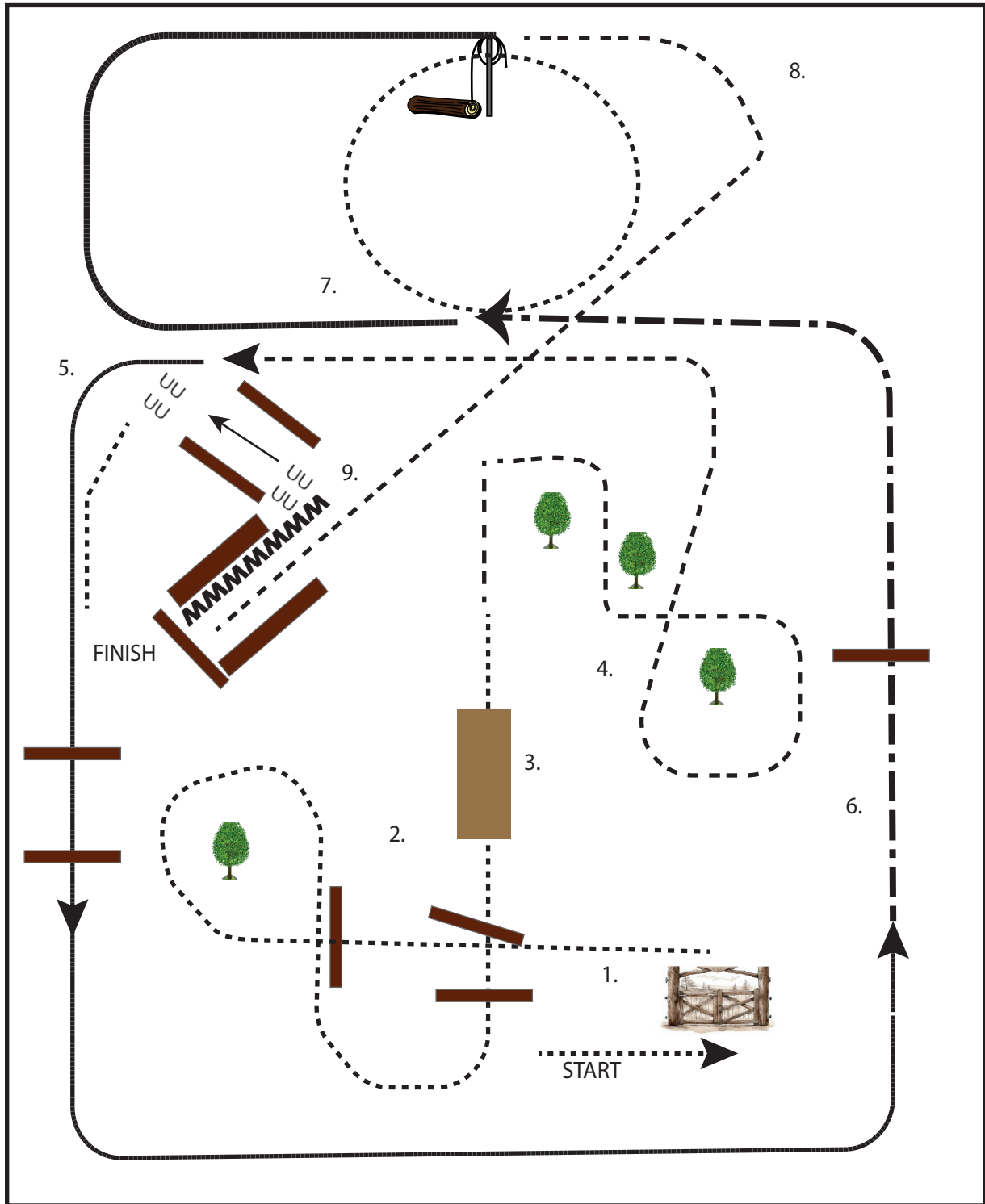


1. Work gate
2. Walk over logs
3. Walk over bridge
4. Trot around
5. Lope left lead and over log, extended lope, collected lope
6. Extended trot over log

7. Lope right lead, stop, drag log at walk or trot
  8. Trot into chute, stop, back through
  9. Sidepass to the right over log and walk forward
- Pattern completed



# RANCH TRAIL AMATEUR

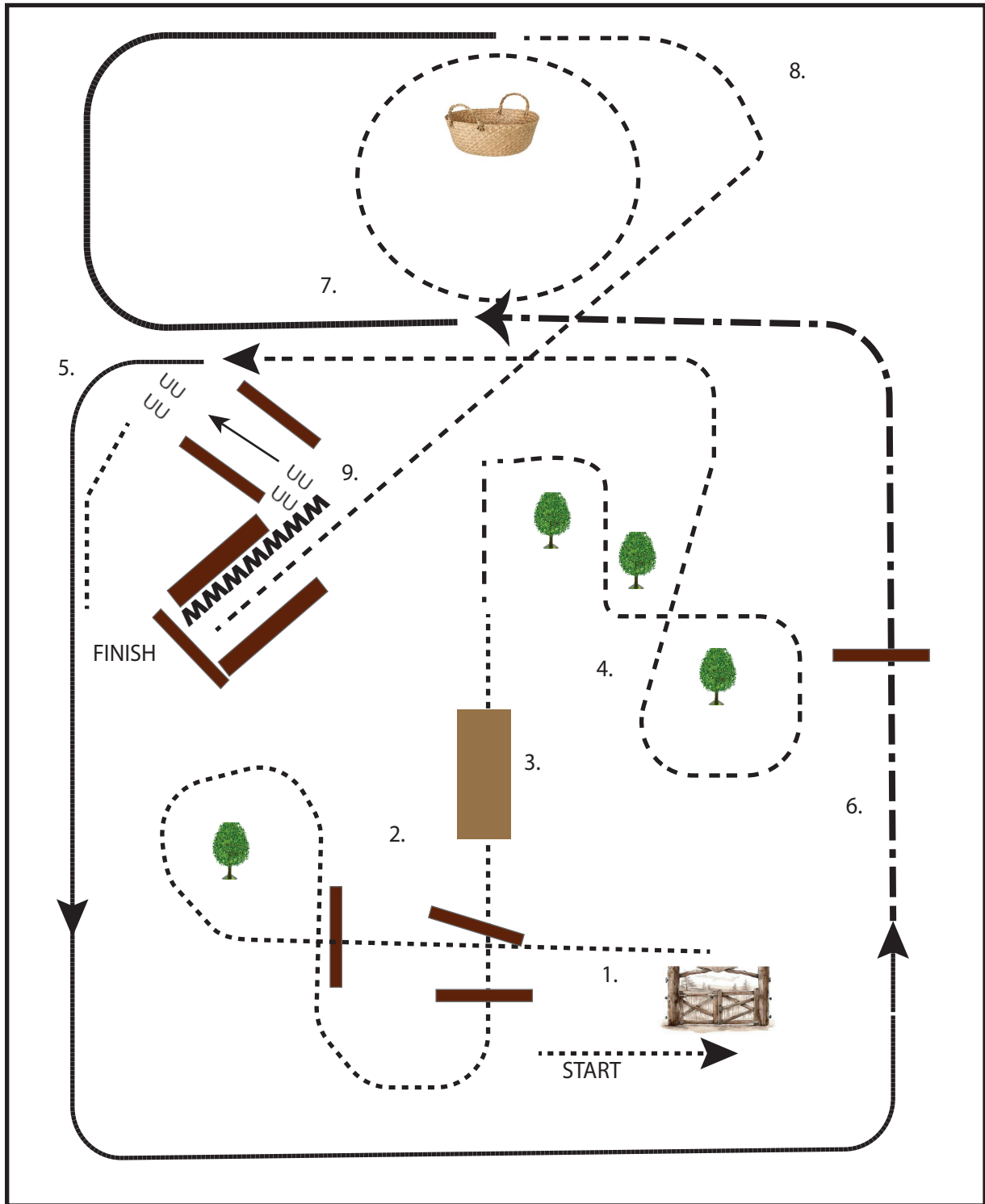


1. Work gate
2. Walk over logs
3. Walk over bridge
4. Trot around
5. Lope left lead and over logs,
6. Extended trot over log

7. Lope right lead, stop, drag log at walk or trot
  8. Trot into chute, stop, back through
  9. Sidepass to the right between logs and walk forward
- Pattern completed



# RANCH TRAIL YOUTH



1. Work gate
2. Walk over logs
3. Walk over bridge
4. Trot around
5. Lope left lead
6. Extended trot over log

7. Lope right lead, stop, pick up basket, trot a circle, stop and replace it
  8. Trot into chute, stop, back through
  9. Sidepass to the right between logs and walk forward
- Pattern completed

